


3/30/2015

Worklist: 646

<u>LAB CASE</u>	<u>ITEM</u>	<u>TASK ID</u>	<u>DESCRIPTION</u>
M2015-0303	1	31142	3.10.1 Blood confirmation Carb
M2015-0418	1	31143	3.10.1 Blood confirmation Carb
M2015-0428	1	31145	3.10.1 Blood confirmation Carb
P2014-3090	1	31124	3.10.1 Blood confirmation Carb
P2015-0172	1	31125	3.10.1 Blood confirmation Carb
P2015-0235	1	31127	3.10.1 Blood confirmation Carb
P2015-0386	1	31132	3.10.1 Blood confirmation Carb



POC_AM 3.10.1_03262015

03/26/15
DND

Simulate Run Sequence Thu Mar 26 14:01:33 2015

Instrument Name: Bones
Sequence File: C:\msdchem\1\sequence\DD-CANN.s
Comment: Confirmations
Operator: Pocatello Laboratory
Data Path: C:\MSDCHEM\1\DATA\DND\CN\2015\032615MJ\
Method Path: C:\MSDCHEM\1\METHODS\

Line	Type	Vial	DataFile	Method	Sample Name
1)	Sample	100	Blank		
	Datafile		Blank1		
	Method		CANN-11-10-2010		
2)	Sample	9	High Control 60ng/mL		
	Datafile		High Control-1-fs		
	Method		CANNFS-11-10-2010		
3)	Sample	9	High Control 60ng/mL		
	Datafile		High Control-1ck		
	Method		CANN-11-10-2010		
4)	Sample	99	Blank		
	Datafile		Blank2		
	Method		CANN-11-10-2010		
5)	Sample	1	Negative Control: UTAK Lot B0130		
	Datafile		Negative Control		
	Method		CANN-11-10-2010		
6)	Sample	2	Calibrator Level 1: 2.5 ng/mL		
	Datafile		Calibrator Level 1		
	Method		CANN-11-10-2010		
7)	Sample	3	Calibrator Level 2: 5 ng/mL		
	Datafile		Calibrator Level 2		
	Method		CANN-11-10-2010		
8)	Sample	4	Calibrator Level 3: 10 ng/mL		
	Datafile		Calibrator Level 3		
	Method		CANN-11-10-2010		
9)	Sample	5	Calibrator Level 4: 25 ng/mL		
	Datafile		Calibrator Level 4		
	Method		CANN-11-10-2010		
10)	Sample	6	Calibrator Level 5: 50 ng/mL		
	Datafile		Calibrator Level 5		
	Method		CANN-11-10-2010		
11)	Sample	7	Calibrator Level 6: 100 ng/mL		
	Datafile		Calibrator Level 6		
	Method		CANN-11-10-2010		
12)	Sample	97	Blank		
	Datafile		Blank3		
	Method		CANN-11-10-2010		
13)	Sample	96	Lab No.: P2014-3090-1		
	Datafile		P2014-3090-1 Blank		
	Method		CANN-11-10-2010		
14)	Sample	10	Lab No.: P2014-3090-1		
	Datafile		P2014-3090-1		
	Method		CANN-11-10-2010		
15)	Sample	95	Lab No.: P2015-0172-1		
	Datafile		P2015-0172-1 Blank		
	Method		CANN-11-10-2010		
16)	Sample	11	Lab No.: P2015-0172-1		

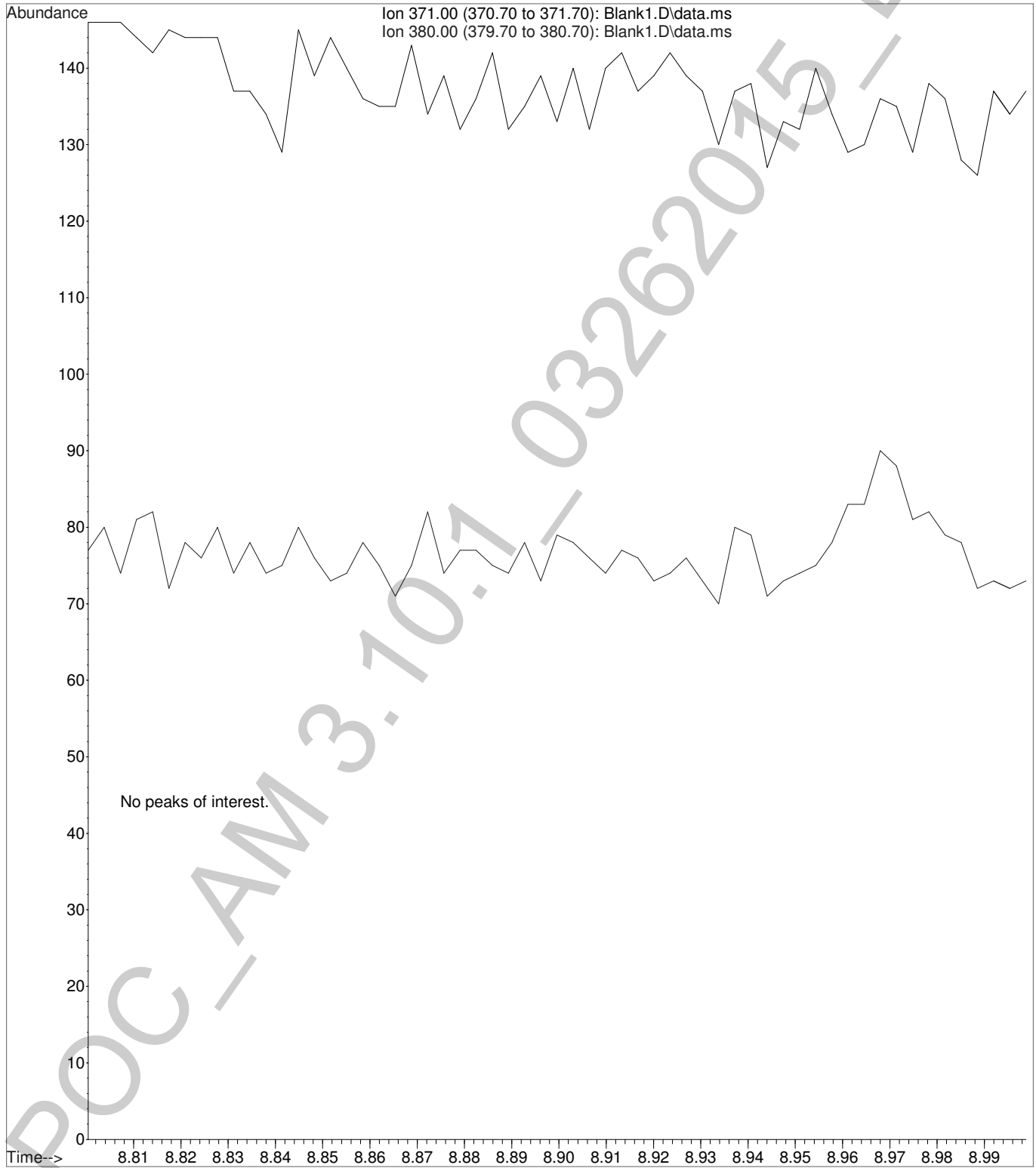
qr 03/26/15.

- Datafile P2015-0172-1
- Method CANN-11-10-2010
- 17) Sample 98/ Blank
- Datafile Blank4
- Method CANN-11-10-2010
- 18) Sample 8/ Low Control: 6 ng/mL
- Datafile Low Control-1
- Method CANN-11-10-2010
- 19) Sample 94/ Lab No.: P2015-0235-1
- Datafile P2015-0235-1 Blank
- Method CANN-11-10-2010
- 20) Sample 12/ Lab No.: P2015-0235-1
- Datafile P2015-0235-1
- Method CANN-11-10-2010
- 21) Sample 93/ Lab No.: P2015-0386-1
- Datafile P2015-0386-1 Blank
- Method CANN-11-10-2010
- 22) Sample 13/ Lab No.: P2015-0386-1
- Datafile P2015-0386-1
- Method CANN-11-10-2010
- 23) Sample 92/ Lab No.: M2015-0303-1
- Datafile M2015-0303-1 Blank
- Method CANN-11-10-2010
- 24) Sample 14/ Lab No.: M2015-0303-1
- Datafile M2015-0303-1
- Method CANN-11-10-2010
- 25) Sample 98/ Blank
- Datafile Blank5
- Method CANN-11-10-2010
- 26) Sample 9/ High Control: 60 ng/mL
- Datafile High Control-1
- Method CANN-11-10-2010
- 27) Sample 91/ Lab No.: M2015-0418-1
- Datafile M2015-0418-1 Blank
- Method CANN-11-10-2010
- 28) Sample 15/ Lab No.: M2015-0418-1
- Datafile M2015-0418-1
- Method CANN-11-10-2010
- 29) Sample 90/ Lab No.: M2015-0428-1
- Datafile M2015-0428-1 Blank
- Method CANN-11-10-2010
- 30) Sample 16/ Lab No.: M2015-0428-1
- Datafile M2015-0428-1
- Method CANN-11-10-2010
- 31) Sample 80/ Blank
- Datafile Blank6
- Method CANN-11-10-2010

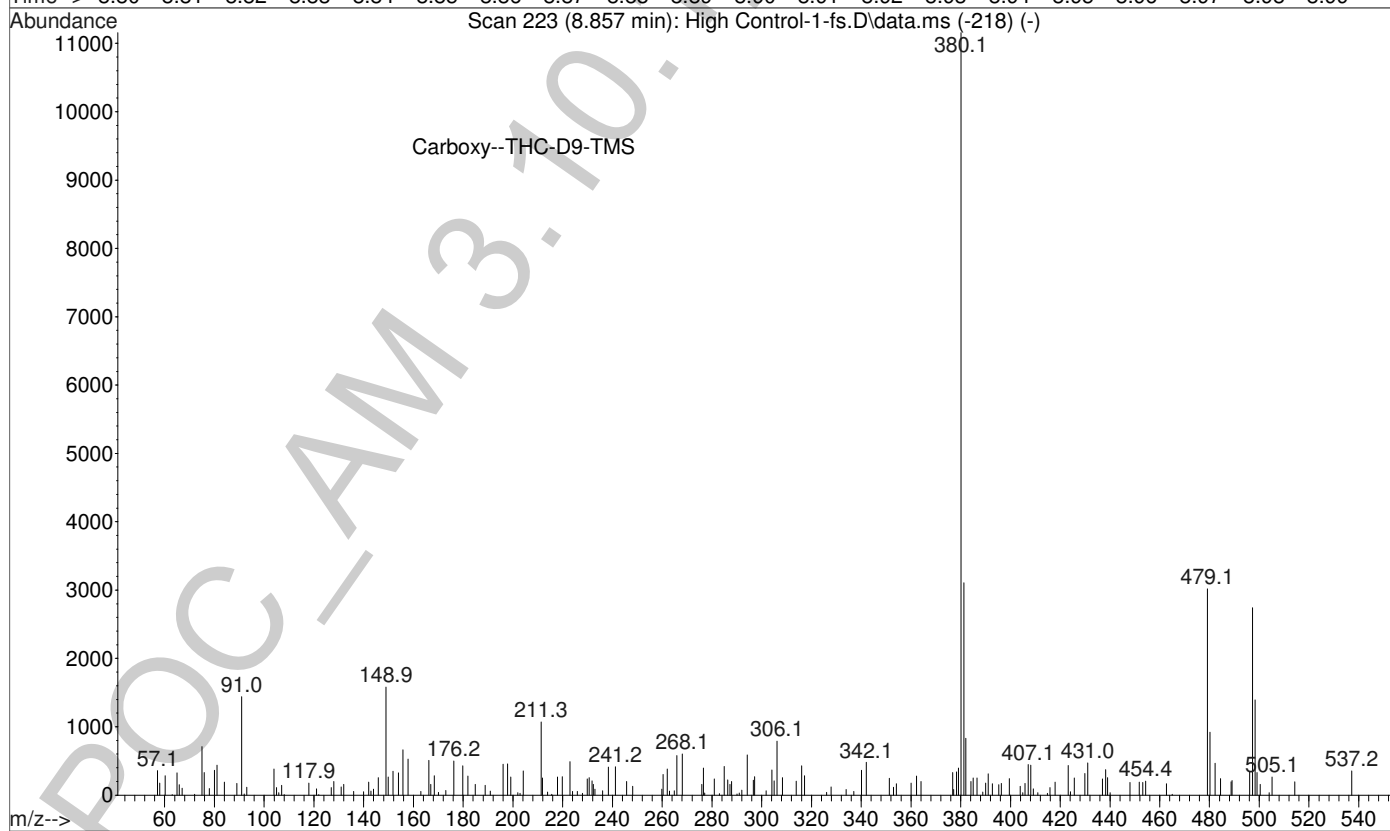
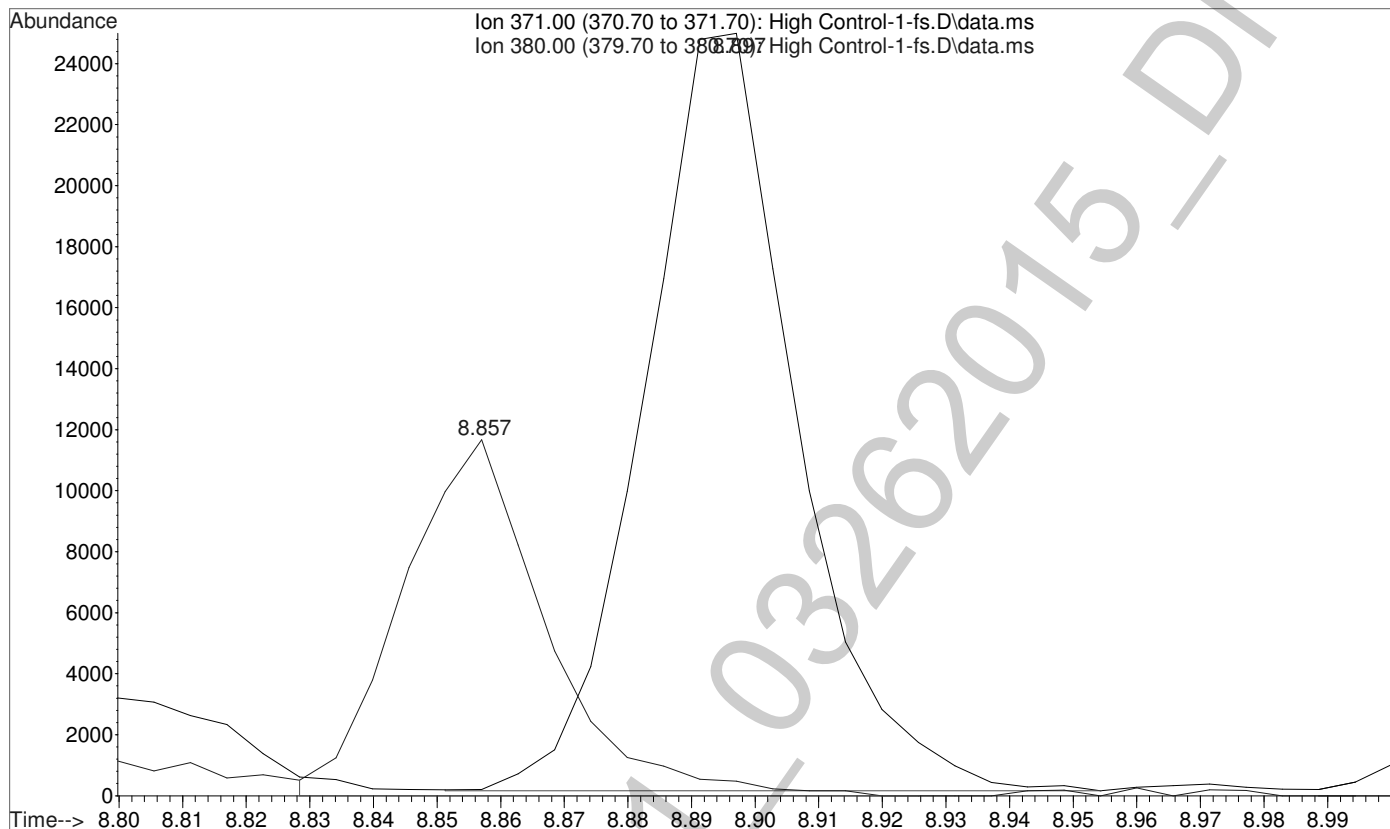
Bytes Needed: 2216642 Space on drive C: 4.38307e+011
Sequence Verification Done!

Handwritten initials/signature

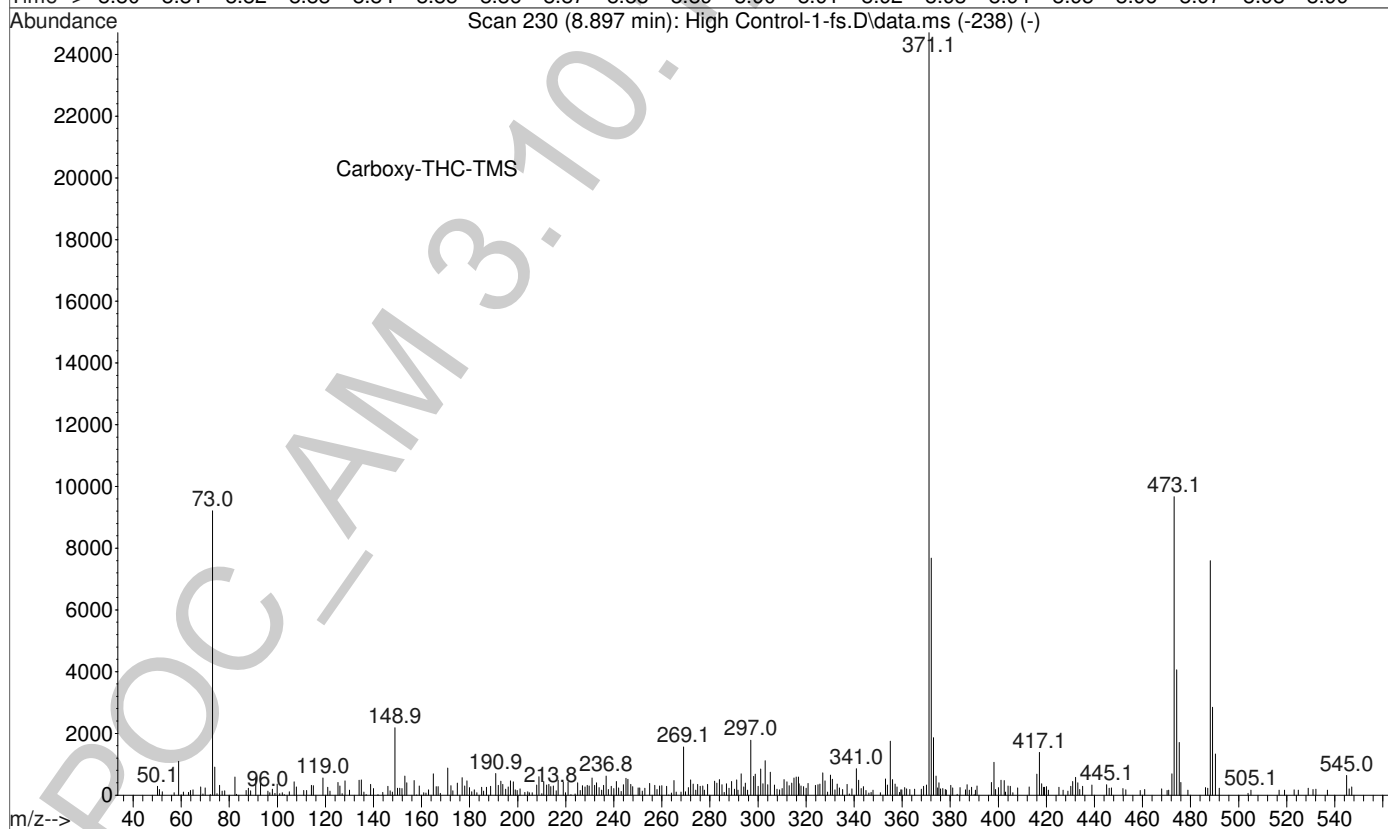
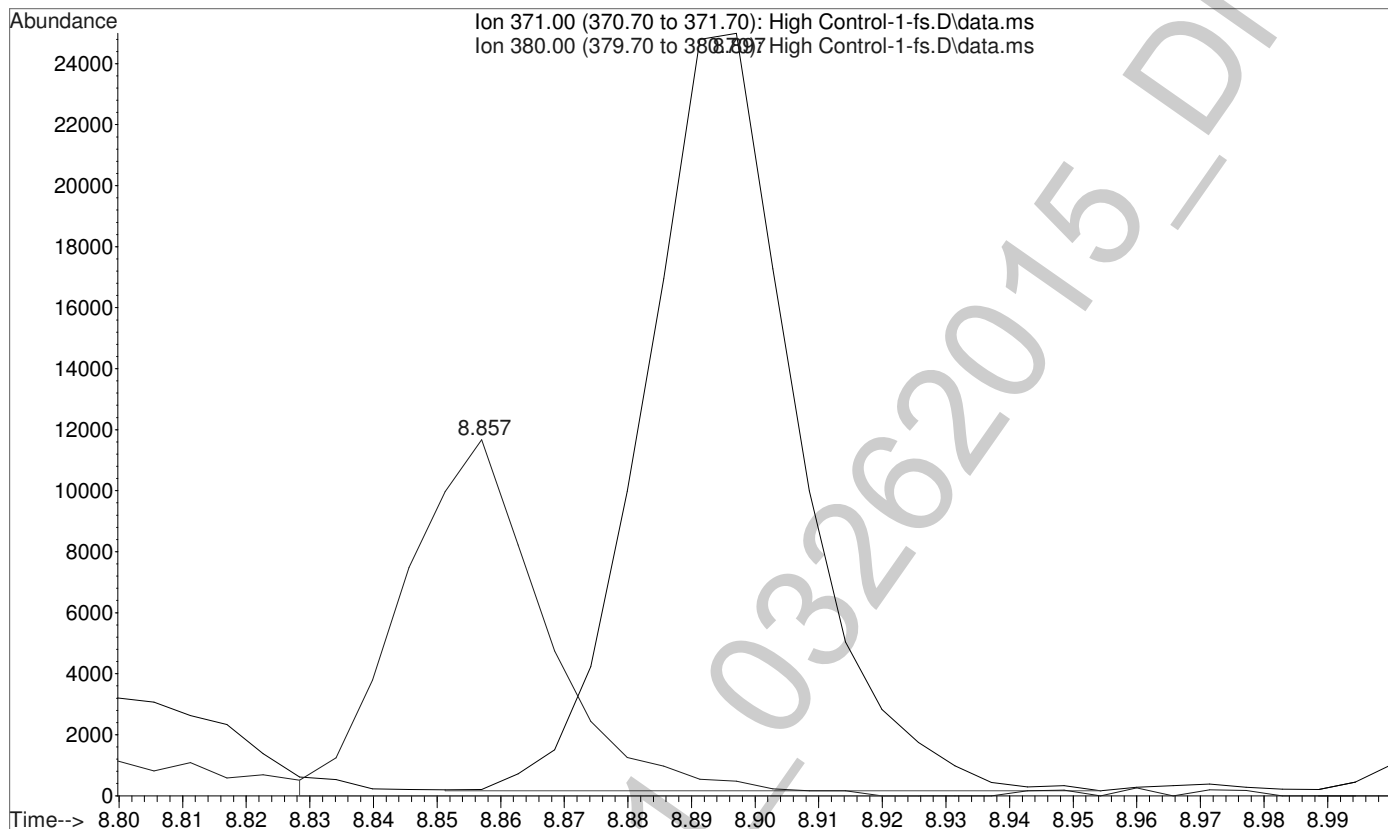
File :C:\gcms\1\data\Blood\032615MJ\Blank1.D
Operator : Pocatello Laboratory
Acquired : 26 Mar 2015 17:50 using AcqMethod CANN-11-10-2010.M
Instrument : Bones
Sample Name: Blank
Misc Info : CHCl3
Vial Number: 100




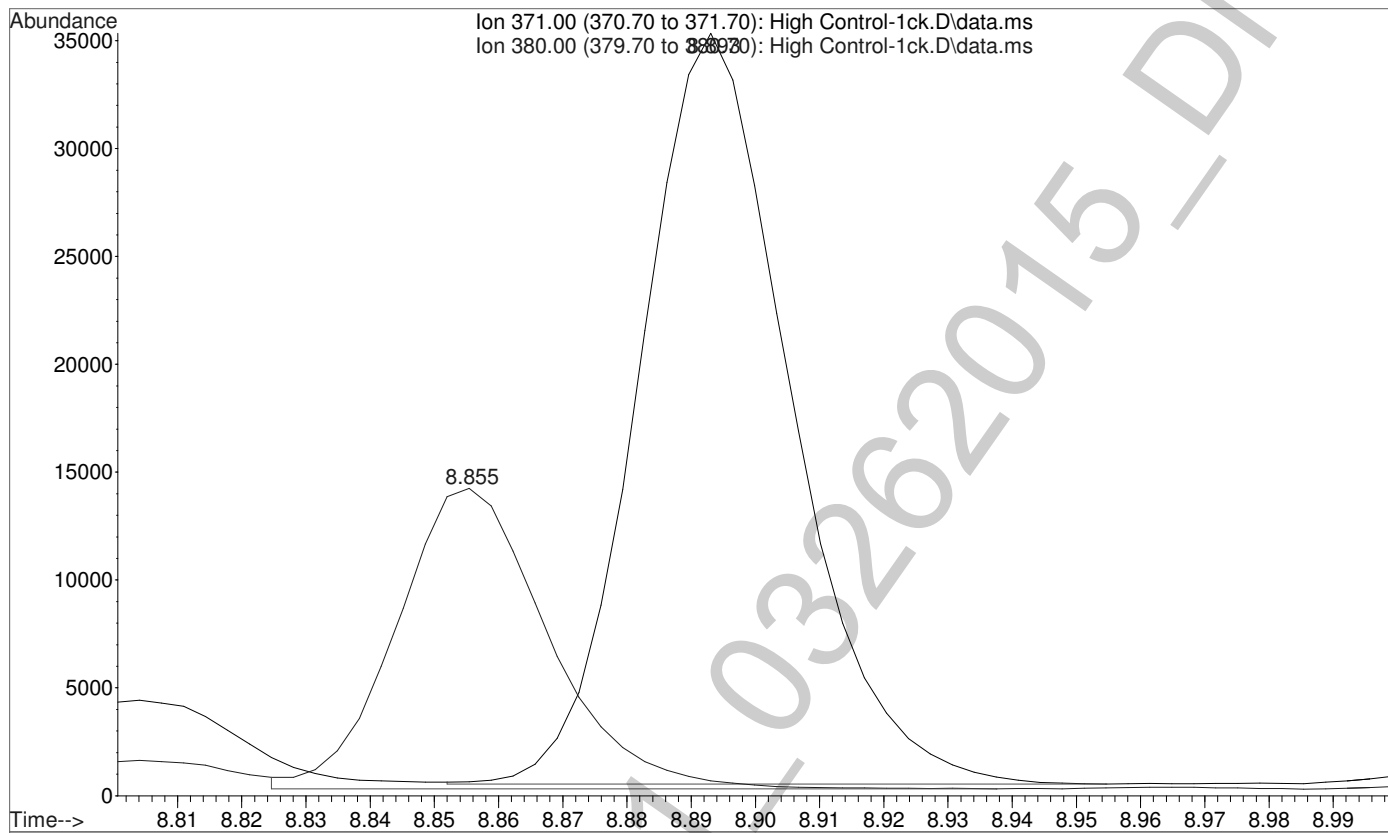
File :C:\gcms\1\data\Blood\032615MJ\High Control-1-fs.D
Operator : Pocatello Laboratory
Acquired : 26 Mar 2015 18:05 using AcqMethod CANNFS-11-10-2010.M
Instrument : Bones
Sample Name: High Control 60ng/mL
Misc Info : Analytical Method 3.10.1
Vial Number: 9



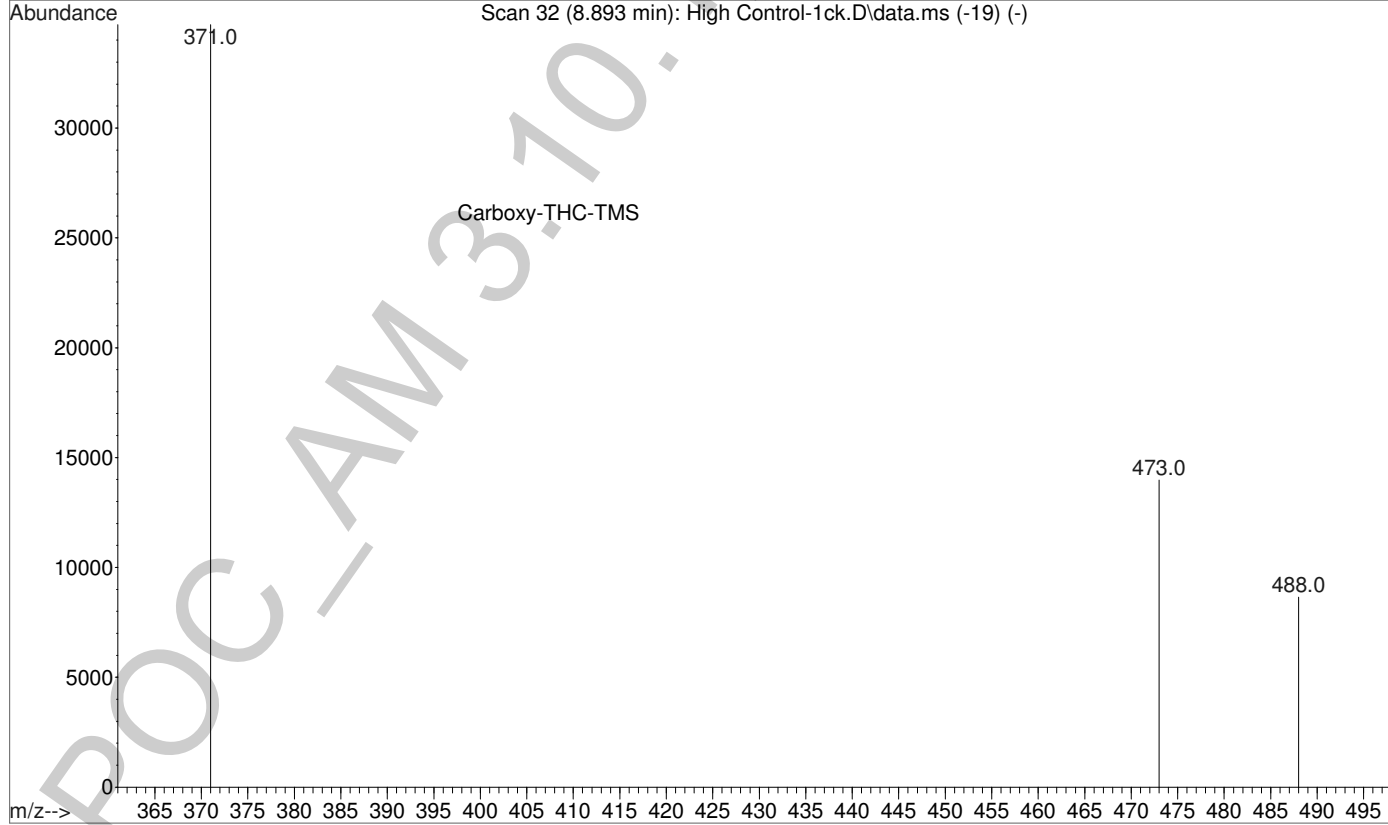
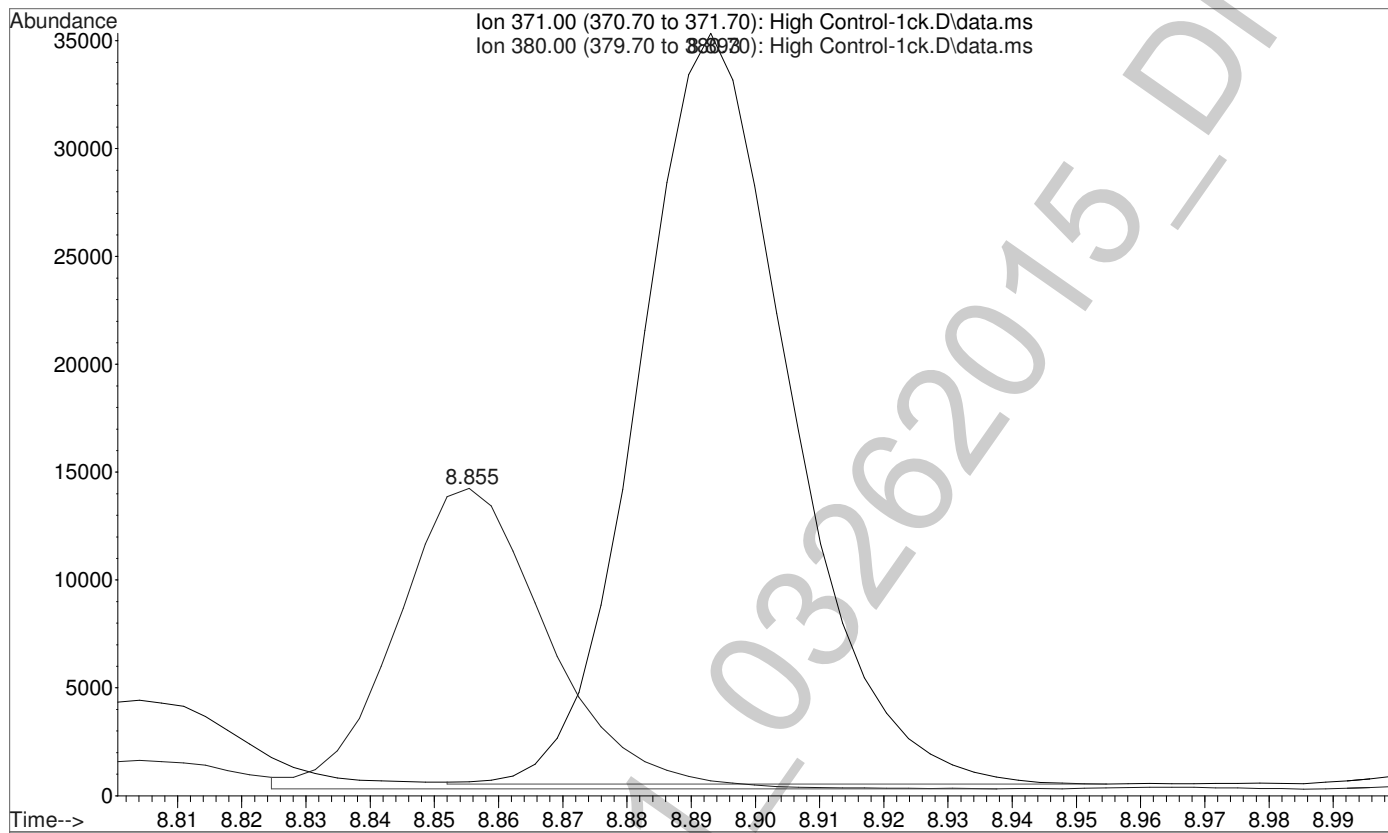
File :C:\gcms\1\data\Blood\032615MJ\High Control-1-fs.D
Operator : Pocatello Laboratory
Acquired : 26 Mar 2015 18:05 using AcqMethod CANNFS-11-10-2010.M
Instrument : Bones
Sample Name: High Control 60ng/mL
Misc Info : Analytical Method 3.10.1
Vial Number: 9



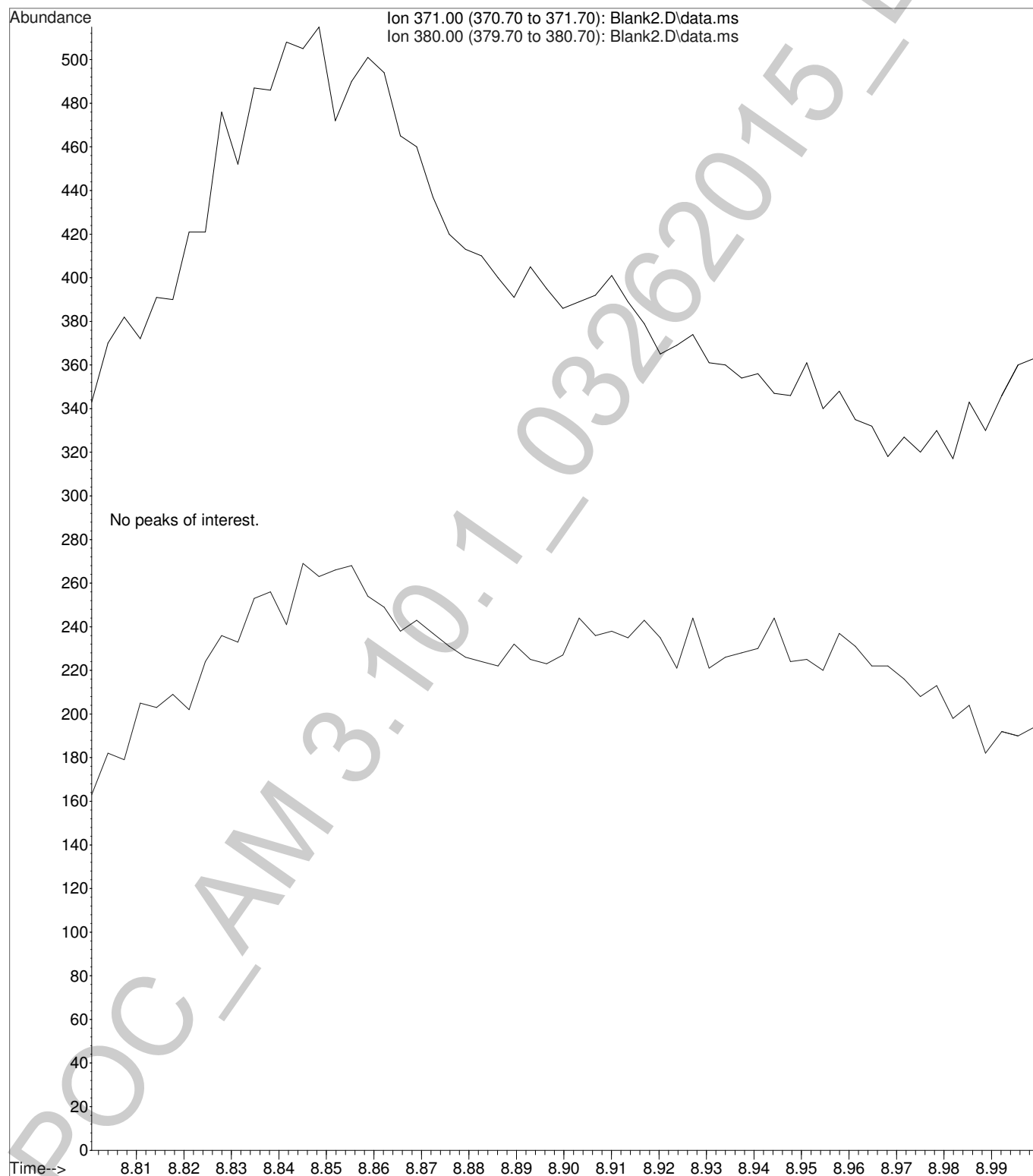
File :C:\gcms\1\data\Blood\032615MJ\High Control-1ck.D
Operator : Pocatello Laboratory
Acquired : 26 Mar 2015 18:20 using AcqMethod CANN-11-10-2010.M
Instrument : Bones
Sample Name: High Control 60ng/mL
Misc Info : Analytical Method 3.10.1
Vial Number: 9



File :C:\gcms\1\data\Blood\032615MJ\High Control-1ck.D
Operator : Pocatello Laboratory
Acquired : 26 Mar 2015 18:20 using AcqMethod CANN-11-10-2010.M
Instrument : Bones
Sample Name: High Control 60ng/mL
Misc Info : Analytical Method 3.10.1
Vial Number: 9



File :C:\gcms\1\data\Blood\032615MJ\Blank2.D
Operator : Pocatello Laboratory
Acquired : 26 Mar 2015 18:35 using AcqMethod CANN-11-10-2010.M
Instrument : Bones
Sample Name: Blank
Misc Info : CHCl3
Vial Number: 99



Calibration data of Carboxy-THC-D9-TMS



LvLID	Amount (ratio)	Response (ratio)	Data File
3	25.0000	25125.000000	C:\gcms\1\data\Blood\032615MJ\Calibrator Level 3.D
1	25.0000	28673.000000	C:\gcms\1\data\Blood\032615MJ\Calibrator Level 1.D
2	25.0000	24480.000000	C:\gcms\1\data\Blood\032615MJ\Calibrator Level 2.D
4	25.0000	22560.000000	C:\gcms\1\data\Blood\032615MJ\Calibrator Level 4.D
5	25.0000	25904.000000	C:\gcms\1\data\Blood\032615MJ\Calibrator Level 5.D
6	25.0000	24588.000000	C:\gcms\1\data\Blood\032615MJ\Calibrator Level 6.D

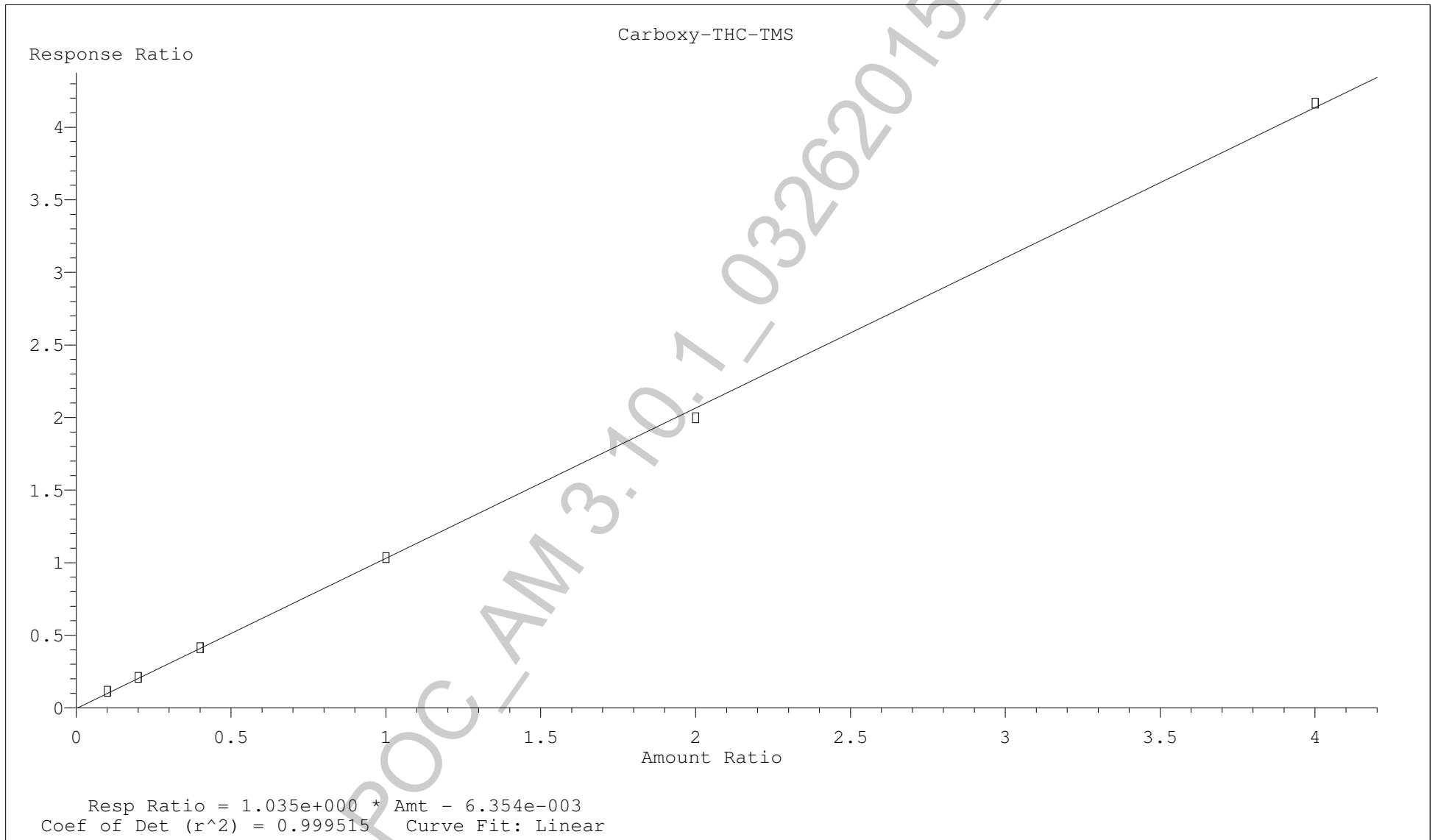
Internal Standard

POC_AM 3.10.1_03262015-03.D

Calibration data of Carboxy-THC-TMS



LvLID	Amount (ratio)	Response (ratio)	bias (%)	Data File
3	0.4000	0.413692	1.46	C:\gcms\1\data\Blood\032615MJ\Calibrator Level 3.D
1	0.1000	0.113487	16.79	C:\gcms\1\data\Blood\032615MJ\Calibrator Level 1.D
2	0.2000	0.209804	4.54	C:\gcms\1\data\Blood\032615MJ\Calibrator Level 2.D
4	1.0000	1.033910	0.49	C:\gcms\1\data\Blood\032615MJ\Calibrator Level 4.D
5	2.0000	1.996873	-3.26	C:\gcms\1\data\Blood\032615MJ\Calibrator Level 5.D
6	4.0000	4.165650	0.75	C:\gcms\1\data\Blood\032615MJ\Calibrator Level 6.D



Data Path : C:\gcms\1\data\Blood\032615MJ\
 Data File : Negative Control.D
 Acq On : 26 Mar 2015 18:50
 Operator : Pocatello Laboratory
 Sample : Negative Control: UTAK Lot B0130
 Misc : Analytical Method 3.10.1
 ALS Vial : 1 Sample Multiplier: 1

Quant Time: Mar 30 14:48:23 2015
 Quant Method : C:\gcms\1\methods\Cann11-10-2010.M
 Quant Title : Analytical Method 3.10.1: Blood Carboxy-THC
 QLast Update : Mon Mar 30 14:38:34 2015
 Response via : Initial Calibration

Compound	R.T.	QIon	Response	Conc	Units	Dev(Min)
Internal Standards						
1) Carboxy-THC-D9-TMS	8.855	380	22021	25.00	ng/mL	0.00
Target Compounds						
2) Carboxy-THC-TMS	0.000		0	N.D.		Qvalue


(#) = qualifier out of range (m) = manual integration (+) = signals summed

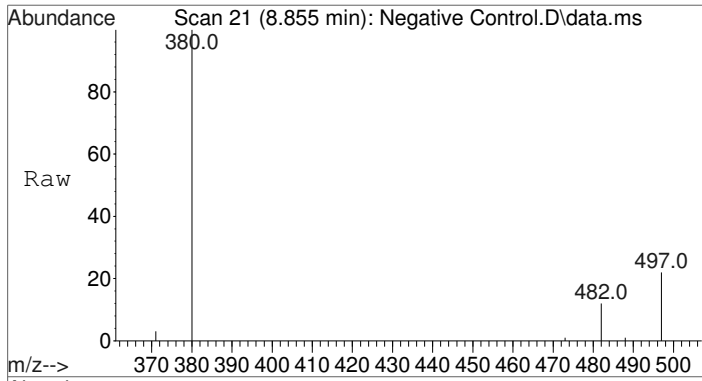
POC-AM 3.10.1_03262015-DND



Data Path : C:\gcms\1\data\Blood\032615MJ\
Data File : Negative Control.D
Acq On : 26 Mar 2015 18:50
Operator : Pocatello Laboratory
Sample : Negative Control: UTAK Lot B0130
Misc : Analytical Method 3.10.1
ALS Vial : 1 Sample Multiplier: 1

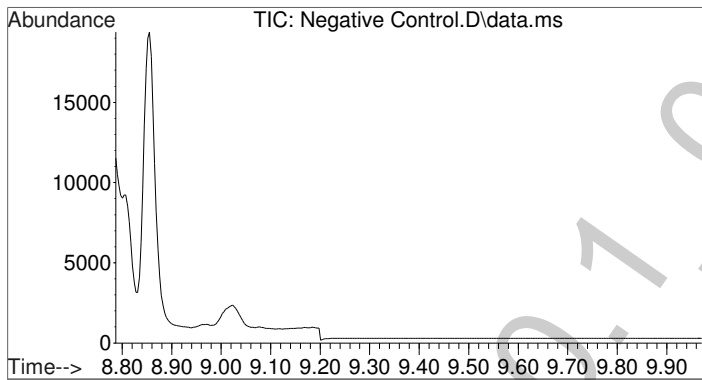
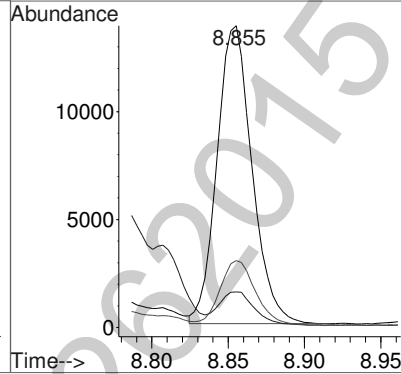
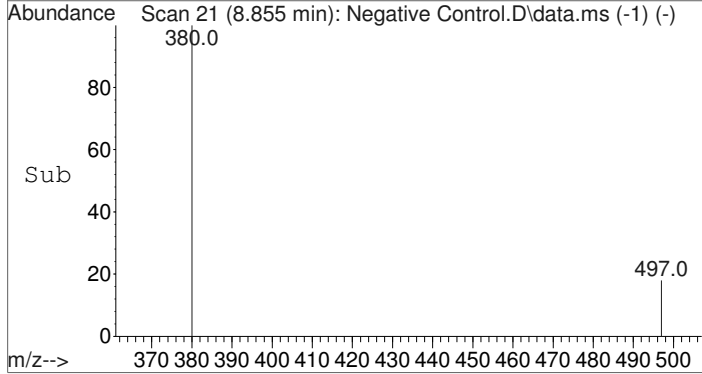
Quant Time: Mar 30 14:48:23 2015
Quant Method : C:\gcms\1\methods\Cann11-10-2010.M
Quant Title : Analytical Method 3.10.1: Blood Carboxy-THC
QLast Update : Mon Mar 30 14:38:34 2015
Response via : Initial Calibration





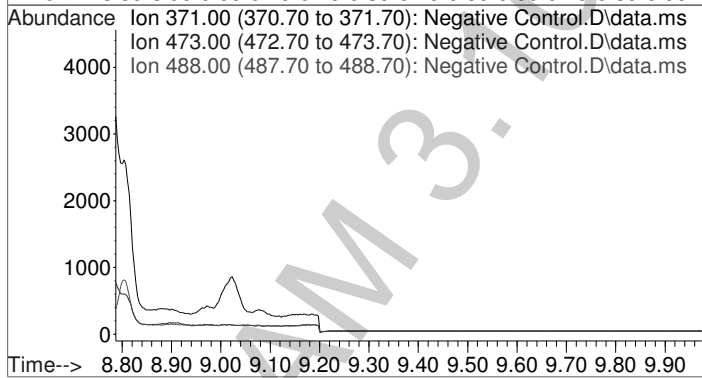
#1
 Carboxy-THC-D9-TMS
 Concen: 25.00 ng/mL
 RT: 8.855 min Scan# 21
 Delta R.T. 0.000 min
 Lab File: Negative Control.D
 Acq: 26 Mar 2015 18:50

Tgt Ion	Resp	Lower	Upper
380	100		
482	11.4	8.6	13.0
497	22.1	17.4	26.0

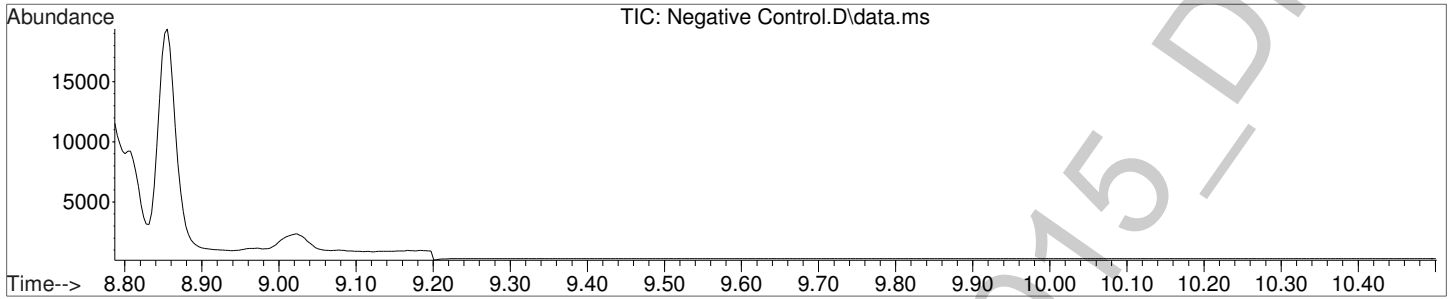


#2
 Carboxy-THC-TMS
 Concen: N.D.
 Expected RT: 8.89 min
 Lab File: Negative Control.D
 Acq: 26 Mar 2015 18:50

Tgt Ion	Sig	Exp Ratio
371	100	
473	42.2	
488	25.4	

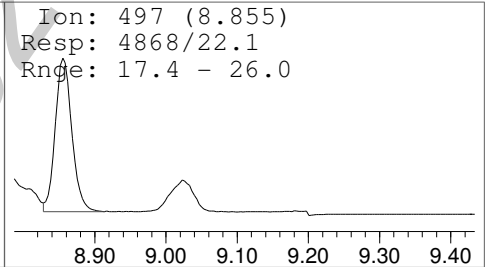
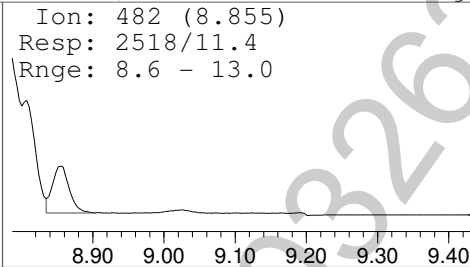
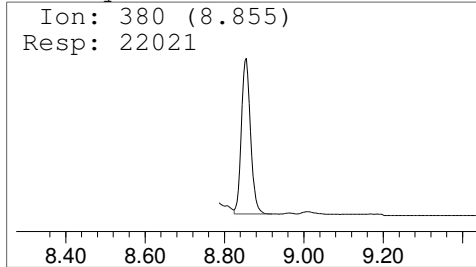


Data Path : C:\gcms\1\data\Blood\032615MJ\
Data File : Negative Control.D
Acq On : 26 Mar 2015 18:50
Operator : Pocatello Laboratory
Sample : Negative Control: UTAK Lot B0130
Misc : Analytical Method 3.10.1
ALS Vial : 1 Sample Multiplier: 1



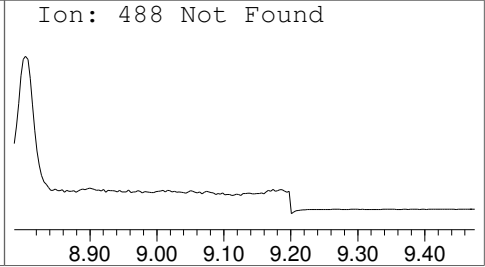
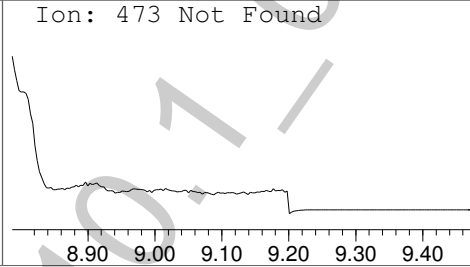
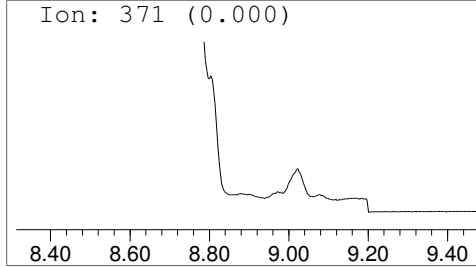
Carboxy-THC-D9-TMS

(ISTD) Amount: 25.00 ng/mL



Carboxy-THC-TMS

Amount: Not Found



Data Path : C:\gcms\1\data\Blood\032615MJ\
 Data File : Calibrator Level 1.D
 Acq On : 26 Mar 2015 19:04
 Operator : Pocatello Laboratory
 Sample : Calibrator Level 1: 2.5 ng/mL
 Misc : Analytical Method 3.10.1
 ALS Vial : 2 Sample Multiplier: 1

Quant Time: Mar 30 14:38:43 2015
 Quant Method : C:\gcms\1\methods\Cann11-10-2010.M
 Quant Title : Analytical Method 3.10.1: Blood Carboxy-THC
 QLast Update : Mon Mar 30 14:38:34 2015
 Response via : Initial Calibration

Compound	R.T.	QIon	Response	Conc	Units	Dev(Min)
Internal Standards						
1) Carboxy-THC-D9-TMS	8.852	380	28673	25.00	ng/mL	0.00
Target Compounds						
2) Carboxy-THC-TMS	8.893	371	3254	2.89	ng/mL	Qvalue 97


(#) = qualifier out of range (m) = manual integration (+) = signals summed

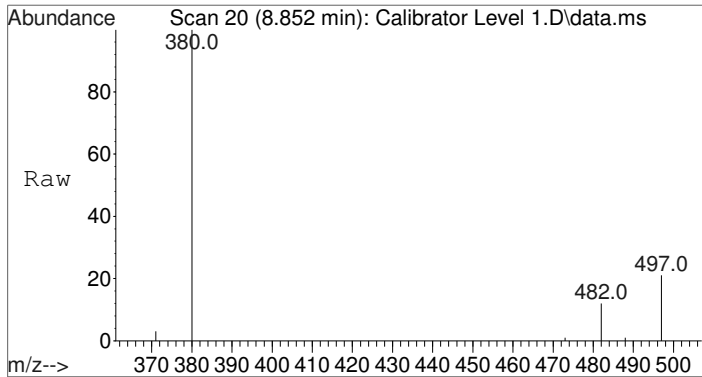


Quantitation Report (Not Reviewed)

Data Path : C:\gcms\1\data\Blood\032615MJ\
Data File : Calibrator Level 1.D
Acq On : 26 Mar 2015 19:04
Operator : Pocatello Laboratory
Sample : Calibrator Level 1: 2.5 ng/mL
Misc : Analytical Method 3.10.1
ALS Vial : 2 Sample Multiplier: 1

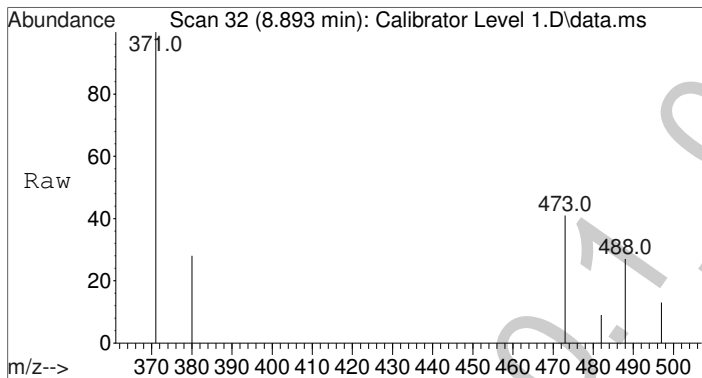
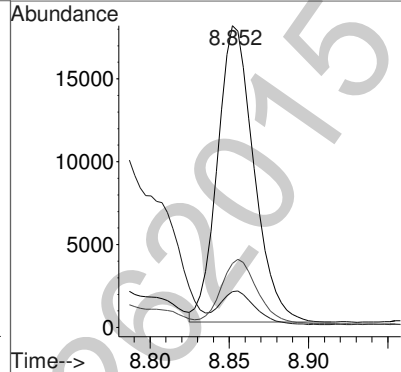
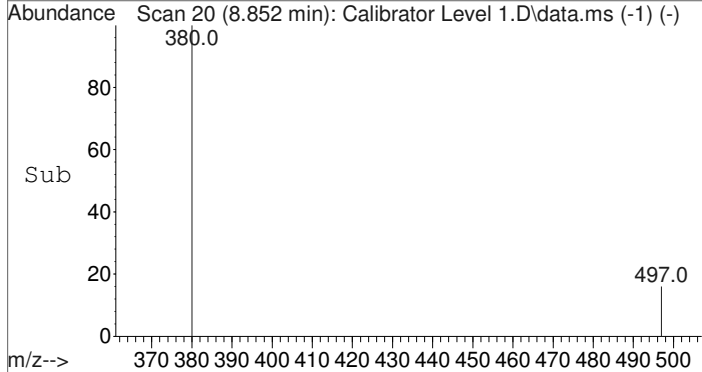
Quant Time: Mar 30 14:38:43 2015
Quant Method : C:\gcms\1\methods\Cann11-10-2010.M
Quant Title : Analytical Method 3.10.1: Blood Carboxy-THC
QLast Update : Mon Mar 30 14:38:34 2015
Response via : Initial Calibration





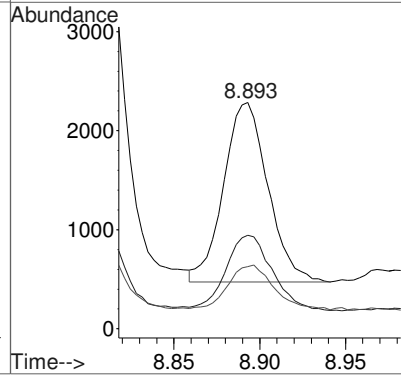

#1
Carboxy-THC-D9-TMS
Concen: 25.00 ng/mL
RT: 8.852 min Scan# 20
Delta R.T. -0.003 min
Lab File: Calibrator Level 1.D
Acq: 26 Mar 2015 19:04

Tgt Ion	Resp	Lower	Upper
380	100		
482	11.2	8.6	13.0
497	21.6	17.4	26.0

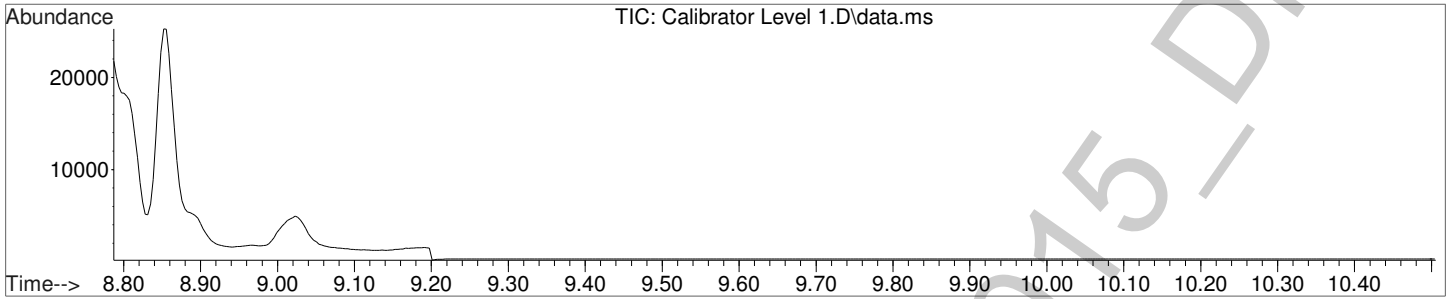


#2
Carboxy-THC-TMS
Concen: 2.89 ng/mL
RT: 8.893 min Scan# 32
Delta R.T. 0.000 min
Lab File: Calibrator Level 1.D
Acq: 26 Mar 2015 19:04

Tgt Ion	Resp	Lower	Upper
371	100		
473	44.6	33.8	50.6
488	25.7	20.3	30.5

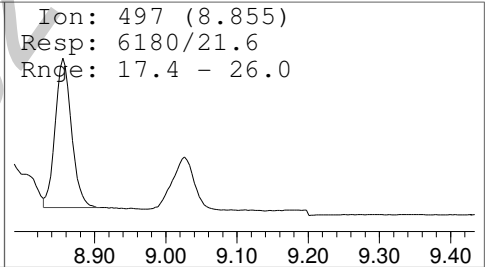
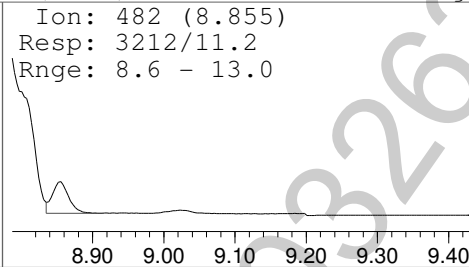
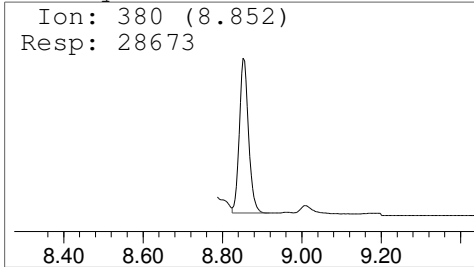


Data Path : C:\gcms\1\data\Blood\032615MJ\
 Data File : Calibrator Level 1.D
 Acq On : 26 Mar 2015 19:04
 Operator : Pocatello Laboratory
 Sample : Calibrator Level 1: 2.5 ng/mL
 Misc : Analytical Method 3.10.1
 ALS Vial : 2 Sample Multiplier: 1



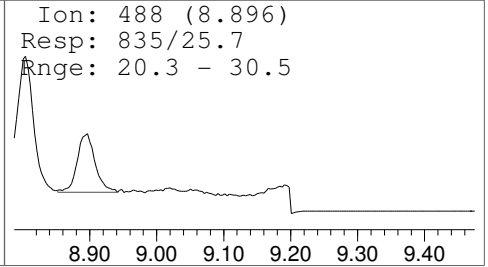
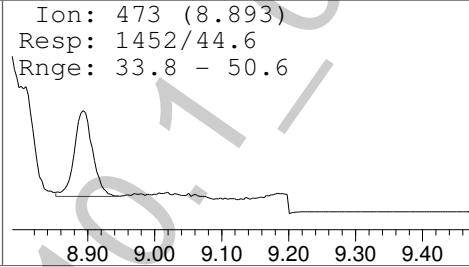
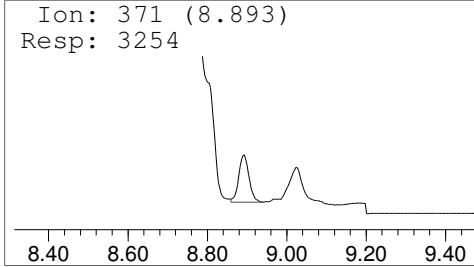
Carboxy-THC-D9-TMS

(ISTD) Amount: 25.00 ng/mL



Carboxy-THC-TMS

Amount: 2.89 ng/mL



Data Path : C:\gcms\1\data\Blood\032615MJ\
 Data File : Calibrator Level 2.D
 Acq On : 26 Mar 2015 19:19
 Operator : Pocatello Laboratory
 Sample : Calibrator Level 2: 5 ng/mL
 Misc : Analytical Method 3.10.1
 ALS Vial : 3 Sample Multiplier: 1

Quant Time: Mar 30 14:38:53 2015
 Quant Method : C:\gcms\1\methods\Cann11-10-2010.M
 Quant Title : Analytical Method 3.10.1: Blood Carboxy-THC
 QLast Update : Mon Mar 30 14:38:34 2015
 Response via : Initial Calibration

Compound	R.T.	QIon	Response	Conc	Units	Dev(Min)
Internal Standards						
1) Carboxy-THC-D9-TMS	8.855	380	24480	25.00	ng/mL	0.00
Target Compounds						
2) Carboxy-THC-TMS	8.890	371	5136	5.22	ng/mL	Qvalue 99

(#) = qualifier out of range (m) = manual integration (+) = signals summed


POC-AM 3.10.1_03262015-DND

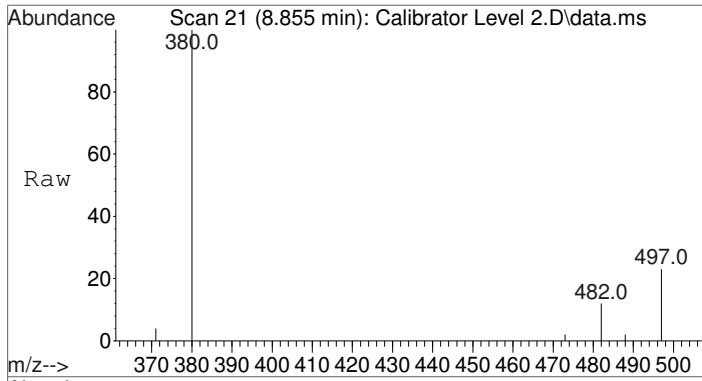


Data Path : C:\gcms\1\data\Blood\032615MJ\
Data File : Calibrator Level 2.D
Acq On : 26 Mar 2015 19:19
Operator : Pocatello Laboratory
Sample : Calibrator Level 2: 5 ng/mL
Misc : Analytical Method 3.10.1
ALS Vial : 3 Sample Multiplier: 1



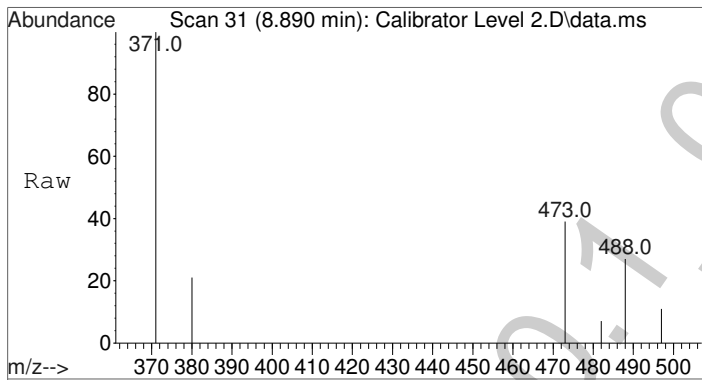
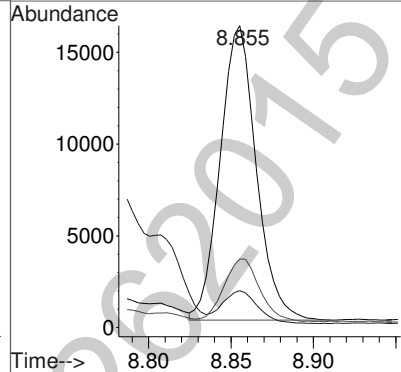
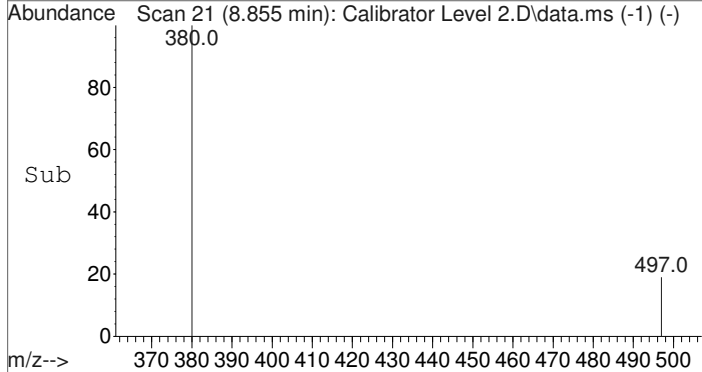
Quant Time: Mar 30 14:38:53 2015
Quant Method : C:\gcms\1\methods\Cann11-10-2010.M
Quant Title : Analytical Method 3.10.1: Blood Carboxy-THC
QLast Update : Mon Mar 30 14:38:34 2015
Response via : Initial Calibration





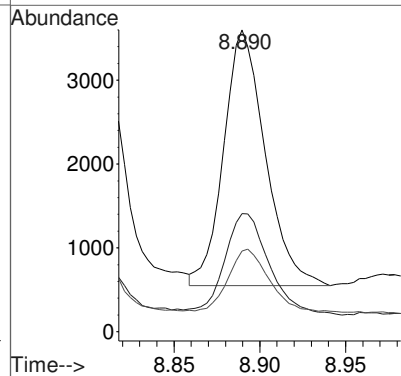
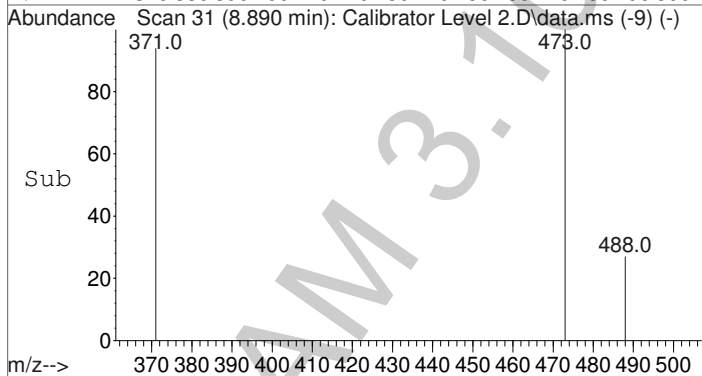
#1
 Carboxy-THC-D9-TMS
 Concen: 25.00 ng/mL
 RT: 8.855 min Scan# 21
 Delta R.T. 0.000 min
 Lab File: Calibrator Level 2.D
 Acq: 26 Mar 2015 19:19

Tgt Ion	Ratio	Resp	Lower	Upper
380	100	24480		
482	11.0	8.6	13.0	
497	21.1	17.4	26.0	

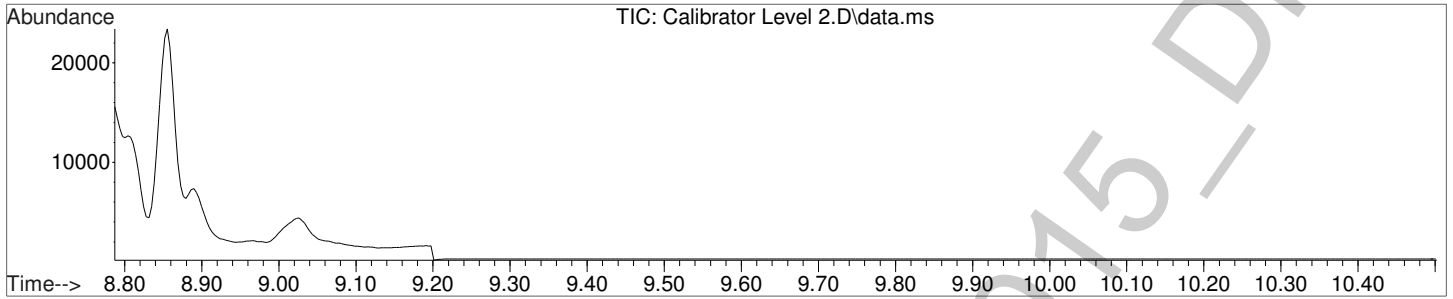


#2
 Carboxy-THC-TMS
 Concen: 5.22 ng/mL
 RT: 8.890 min Scan# 31
 Delta R.T. -0.003 min
 Lab File: Calibrator Level 2.D
 Acq: 26 Mar 2015 19:19

Tgt Ion	Ratio	Resp	Lower	Upper
371	100	5136		
473	42.9	33.8	50.6	
488	24.4	20.3	30.5	

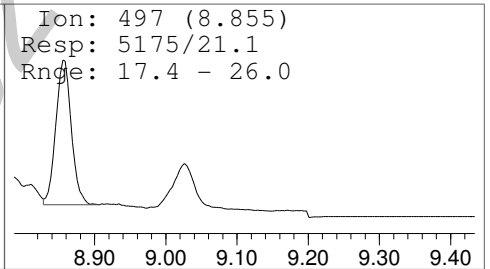
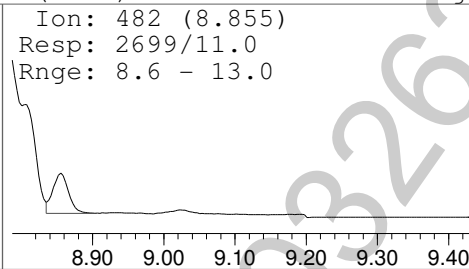
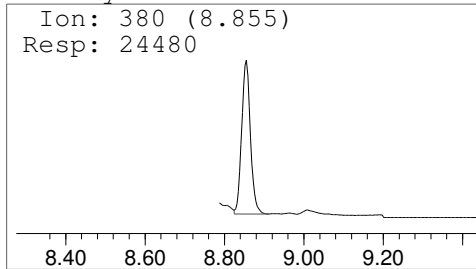


Data Path : C:\gcms\1\data\Blood\032615MJ\
Data File : Calibrator Level 2.D
Acq On : 26 Mar 2015 19:19
Operator : Pocatello Laboratory
Sample : Calibrator Level 2: 5 ng/mL
Misc : Analytical Method 3.10.1
ALS Vial : 3 Sample Multiplier: 1



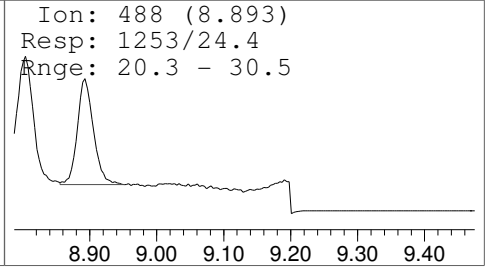
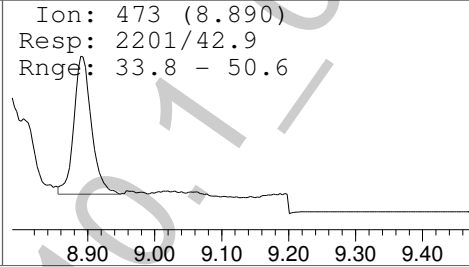
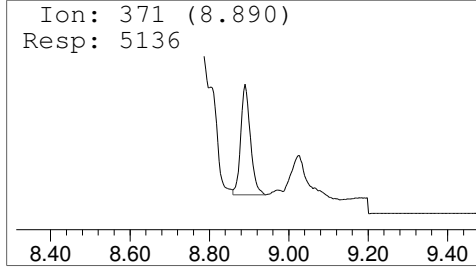
Carboxy-THC-D9-TMS

(ISTD) Amount: 25.00 ng/mL



Carboxy-THC-TMS

Amount: 5.22 ng/mL



Data Path : C:\gcms\1\data\Blood\032615MJ\
 Data File : Calibrator Level 3.D
 Acq On : 26 Mar 2015 19:34
 Operator : Pocatello Laboratory
 Sample : Calibrator Level 3: 10 ng/mL
 Misc : Analytical Method 3.10.1
 ALS Vial : 4 Sample Multiplier: 1

Quant Time: Mar 30 14:38:59 2015
 Quant Method : C:\gcms\1\methods\Cann11-10-2010.M
 Quant Title : Analytical Method 3.10.1: Blood Carboxy-THC
 QLast Update : Mon Mar 30 14:38:34 2015
 Response via : Initial Calibration

Compound	R.T.	QIon	Response	Conc	Units	Dev(Min)
Internal Standards						
1) Carboxy-THC-D9-TMS	8.855	380	25125	25.00	ng/mL	0.00
Target Compounds						
2) Carboxy-THC-TMS	8.893	371	10394	10.14	ng/mL	Qvalue 100


(#) = qualifier out of range (m) = manual integration (+) = signals summed

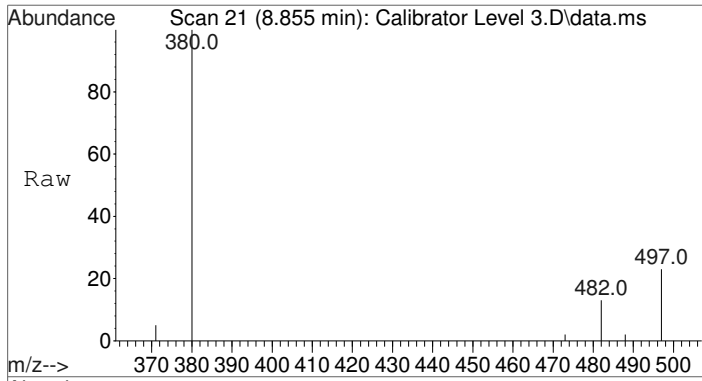


Quantitation Report (Not Reviewed)

Data Path : C:\gcms\1\data\Blood\032615MJ\
Data File : Calibrator Level 3.D
Acq On : 26 Mar 2015 19:34
Operator : Pocatello Laboratory
Sample : Calibrator Level 3: 10 ng/mL
Misc : Analytical Method 3.10.1
ALS Vial : 4 Sample Multiplier: 1

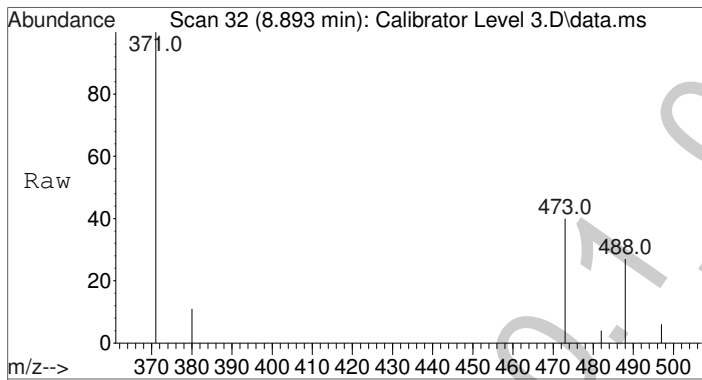
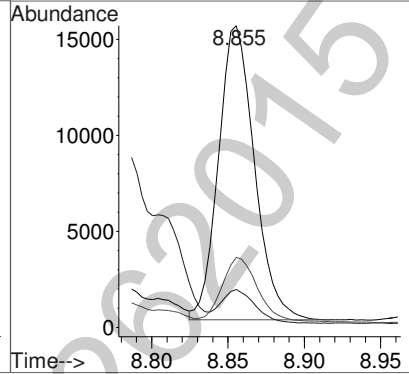
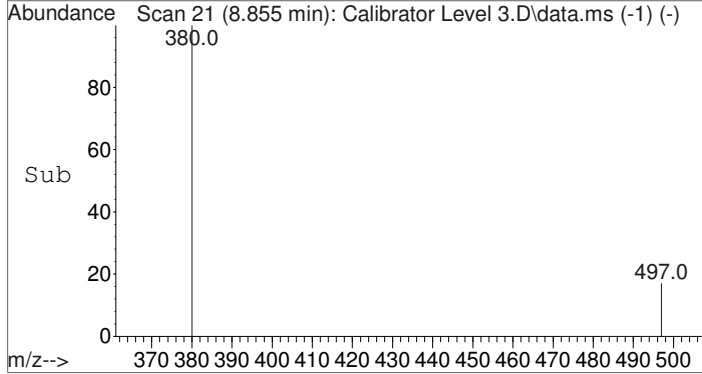
Quant Time: Mar 30 14:38:59 2015
Quant Method : C:\gcms\1\methods\Cann11-10-2010.M
Quant Title : Analytical Method 3.10.1: Blood Carboxy-THC
QLast Update : Mon Mar 30 14:38:34 2015
Response via : Initial Calibration





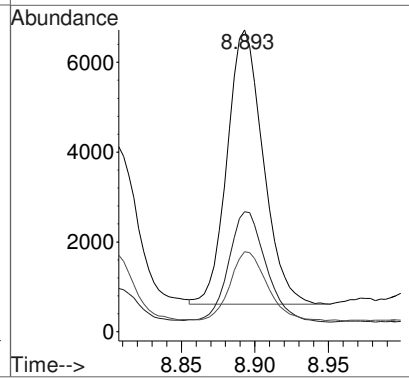

#1
 Carboxy-THC-D9-TMS
 Concen: 25.00 ng/mL
 RT: 8.855 min Scan# 21
 Delta R.T. 0.000 min
 Lab File: Calibrator Level 3.D
 Acq: 26 Mar 2015 19:34

Tgt Ion	Ratio	Resp	Lower	Upper
380	100	25125		
482	10.8	8.6	13.0	
497	21.7	17.4	26.0	

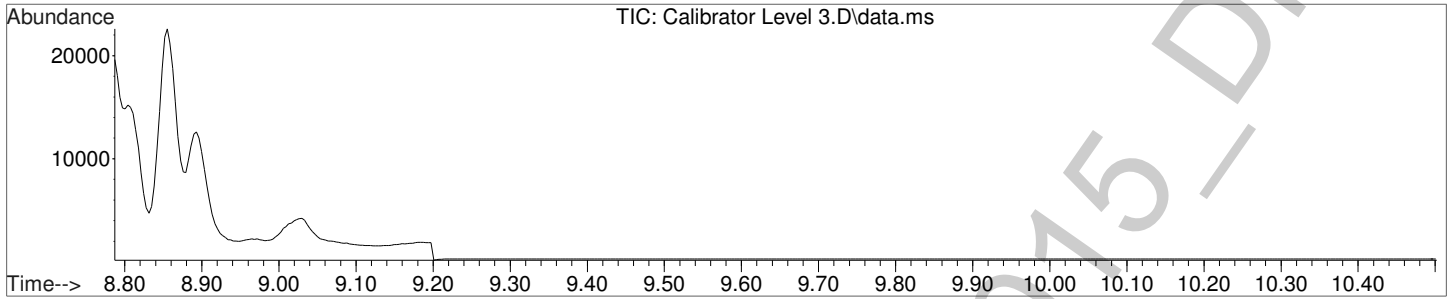


#2
 Carboxy-THC-TMS
 Concen: 10.14 ng/mL
 RT: 8.893 min Scan# 32
 Delta R.T. -0.000 min
 Lab File: Calibrator Level 3.D
 Acq: 26 Mar 2015 19:34

Tgt Ion	Ratio	Resp	Lower	Upper
371	100	10394		
473	42.2	33.8	50.6	
488	25.4	20.3	30.5	

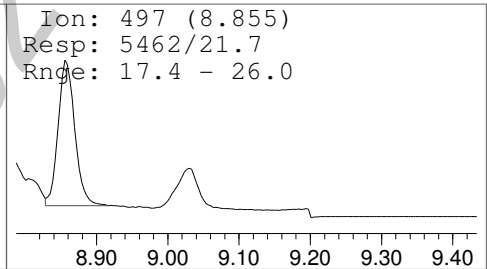
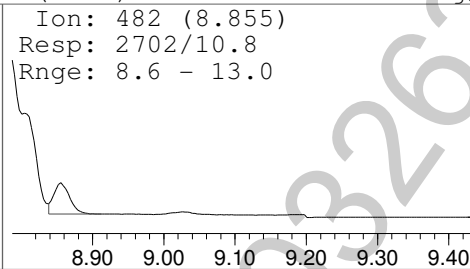
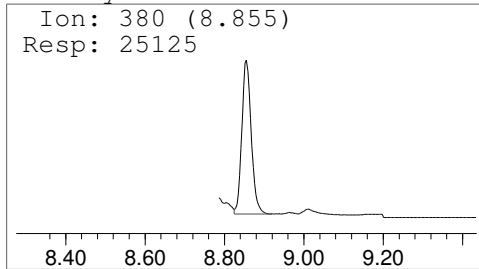


Data Path : C:\gcms\1\data\Blood\032615MJ\
 Data File : Calibrator Level 3.D
 Acq On : 26 Mar 2015 19:34
 Operator : Pocatello Laboratory
 Sample : Calibrator Level 3: 10 ng/mL
 Misc : Analytical Method 3.10.1
 ALS Vial : 4 Sample Multiplier: 1



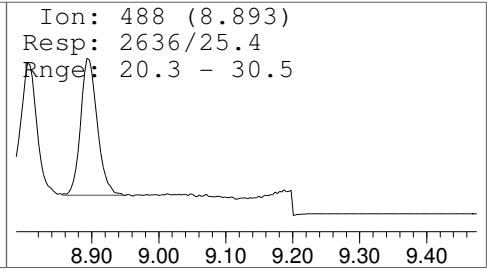
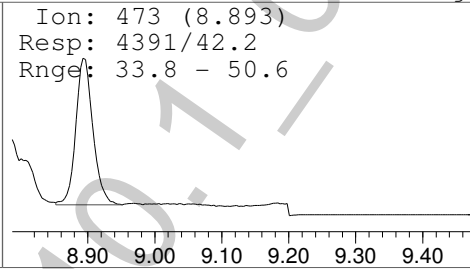
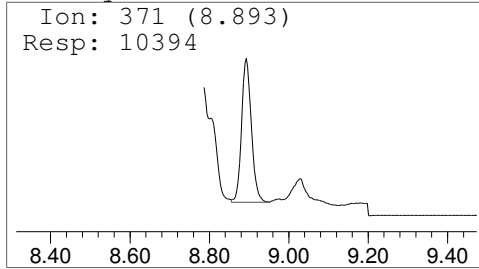
Carboxy-THC-D9-TMS

(ISTD) Amount: 25.00 ng/mL



Carboxy-THC-TMS

Amount: 10.14 ng/mL



Data Path : C:\gcms\1\data\Blood\032615MJ\
 Data File : Calibrator Level 4.D
 Acq On : 26 Mar 2015 19:49
 Operator : Pocatello Laboratory
 Sample : Calibrator Level 4: 25 ng/mL
 Misc : Analytical Method 3.10.1
 ALS Vial : 5 Sample Multiplier: 1

Quant Time: Mar 30 14:39:05 2015
 Quant Method : C:\gcms\1\methods\Cann11-10-2010.M
 Quant Title : Analytical Method 3.10.1: Blood Carboxy-THC
 QLast Update : Mon Mar 30 14:38:34 2015
 Response via : Initial Calibration

Compound	R.T.	QIon	Response	Conc	Units	Dev(Min)
Internal Standards						
1) Carboxy-THC-D9-TMS	8.852	380	22560	25.00	ng/mL	0.00
Target Compounds						
2) Carboxy-THC-TMS	8.890	371	23325	25.12	ng/mL	Qvalue 98


(#) = qualifier out of range (m) = manual integration (+) = signals summed

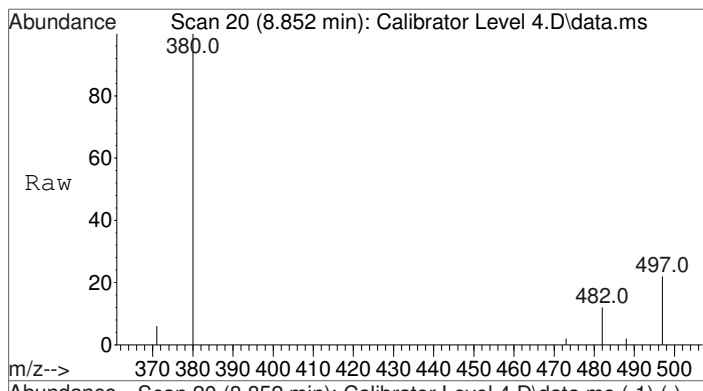


Quantitation Report (Not Reviewed)

Data Path : C:\gcms\1\data\Blood\032615MJ\
Data File : Calibrator Level 4.D
Acq On : 26 Mar 2015 19:49
Operator : Pocatello Laboratory
Sample : Calibrator Level 4: 25 ng/mL
Misc : Analytical Method 3.10.1
ALS Vial : 5 Sample Multiplier: 1

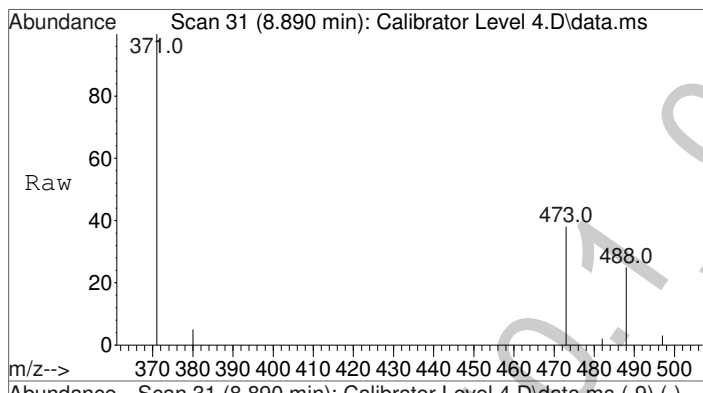
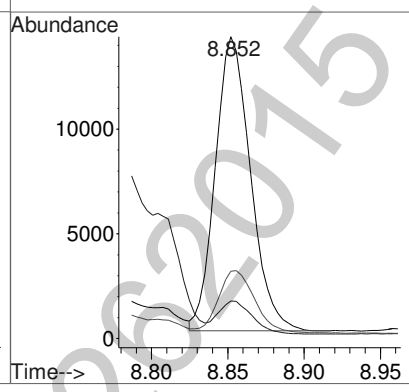
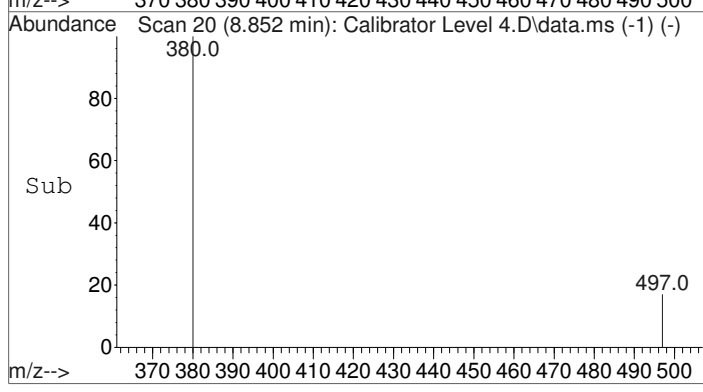
Quant Time: Mar 30 14:39:05 2015
Quant Method : C:\gcms\1\methods\Cann11-10-2010.M
Quant Title : Analytical Method 3.10.1: Blood Carboxy-THC
QLast Update : Mon Mar 30 14:38:34 2015
Response via : Initial Calibration





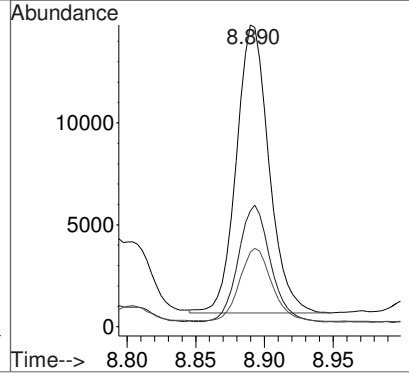
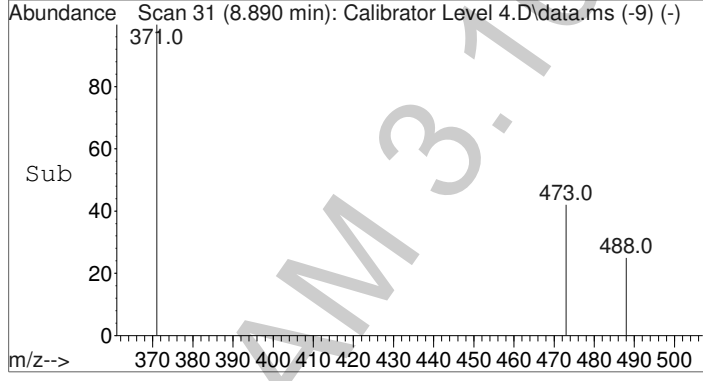
#1
Carboxy-THC-D9-TMS
Concen: 25.00 ng/mL
RT: 8.852 min Scan# 20
Delta R.T. -0.003 min
Lab File: Calibrator Level 4.D
Acq: 26 Mar 2015 19:49

Tgt Ion	Resp	Lower	Upper
380	100		
482	11.1	8.6	13.0
497	21.7	17.4	26.0

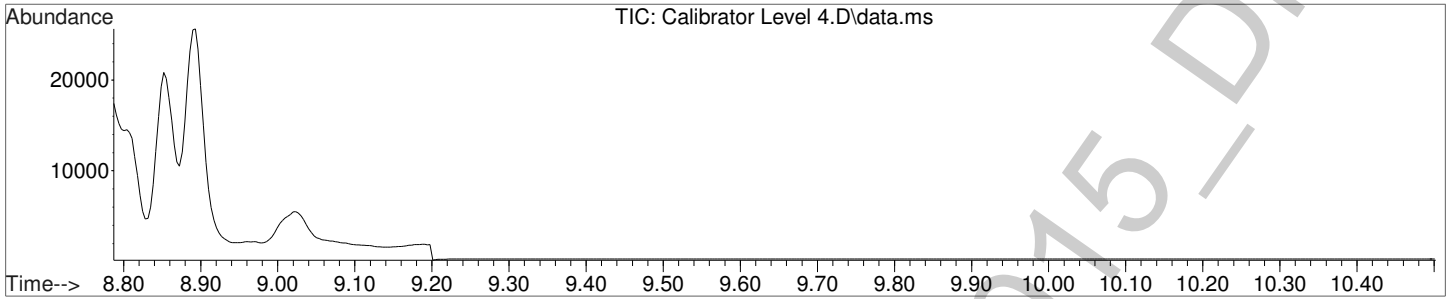


#2
Carboxy-THC-TMS
Concen: 25.12 ng/mL
RT: 8.890 min Scan# 31
Delta R.T. -0.003 min
Lab File: Calibrator Level 4.D
Acq: 26 Mar 2015 19:49

Tgt Ion	Resp	Lower	Upper
371	100		
473	39.9	33.8	50.6
488	25.1	20.3	30.5

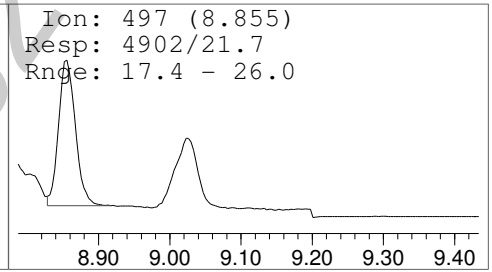
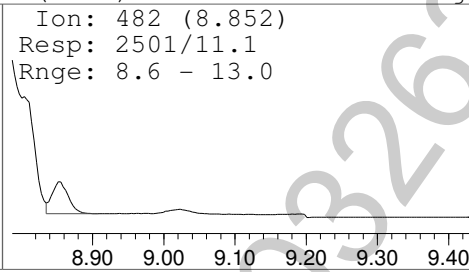
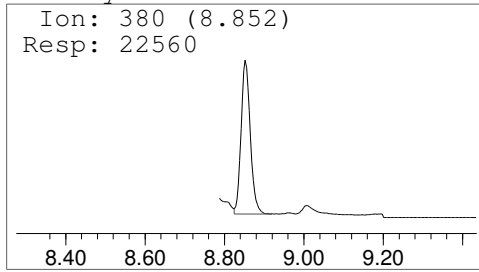


Data Path : C:\gcms\1\data\Blood\032615MJ\
 Data File : Calibrator Level 4.D
 Acq On : 26 Mar 2015 19:49
 Operator : Pocatello Laboratory
 Sample : Calibrator Level 4: 25 ng/mL
 Misc : Analytical Method 3.10.1
 ALS Vial : 5 Sample Multiplier: 1



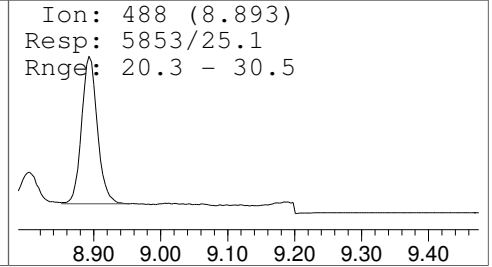
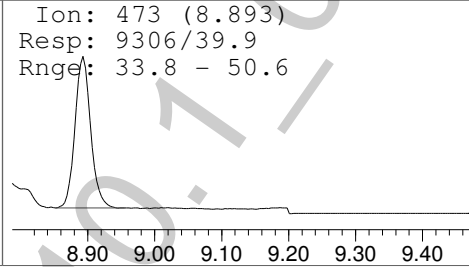
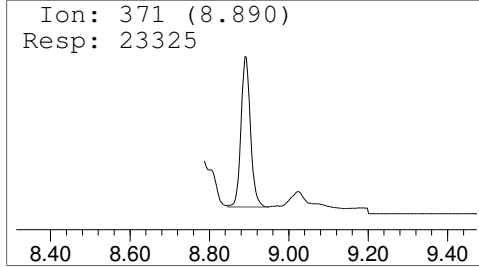
Carboxy-THC-D9-TMS

(ISTD) Amount: 25.00 ng/mL



Carboxy-THC-TMS

Amount: 25.12 ng/mL



Data Path : C:\gcms\1\data\Blood\032615MJ\
 Data File : Calibrator Level 5.D
 Acq On : 26 Mar 2015 20:03
 Operator : Pocatello Laboratory
 Sample : Calibrator Level 5: 50 ng/mL
 Misc : Analytical Method 3.10.1
 ALS Vial : 6 Sample Multiplier: 1

Quant Time: Mar 30 14:39:11 2015
 Quant Method : C:\gcms\1\methods\Cann11-10-2010.M
 Quant Title : Analytical Method 3.10.1: Blood Carboxy-THC
 QLast Update : Mon Mar 30 14:38:34 2015
 Response via : Initial Calibration

Compound	R.T.	QIon	Response	Conc	Units	Dev(Min)
Internal Standards						
1) Carboxy-THC-D9-TMS	8.852	380	25904	25.00	ng/mL	0.00
Target Compounds						
2) Carboxy-THC-TMS	8.890	371	51727	48.37	ng/mL	Qvalue 98


(#) = qualifier out of range (m) = manual integration (+) = signals summed

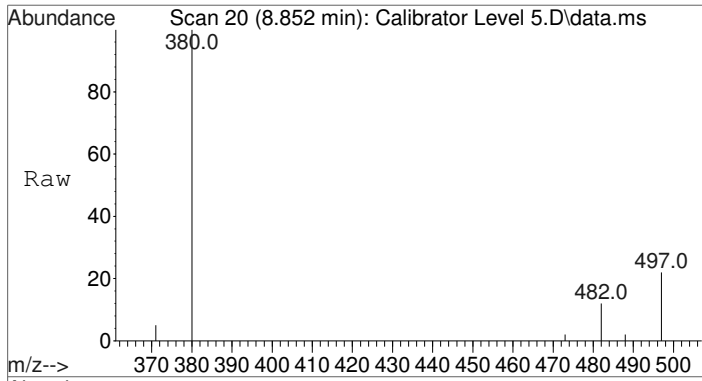


Data Path : C:\gcms\1\data\Blood\032615MJ\
Data File : Calibrator Level 5.D
Acq On : 26 Mar 2015 20:03
Operator : Pocatello Laboratory
Sample : Calibrator Level 5: 50 ng/mL
Misc : Analytical Method 3.10.1
ALS Vial : 6 Sample Multiplier: 1



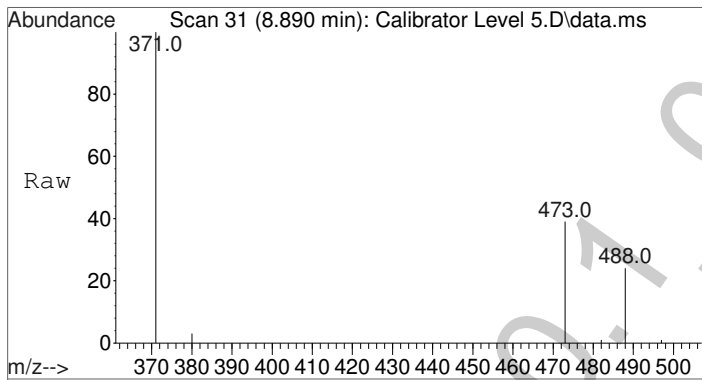
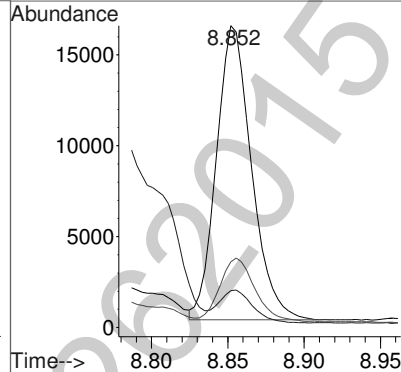
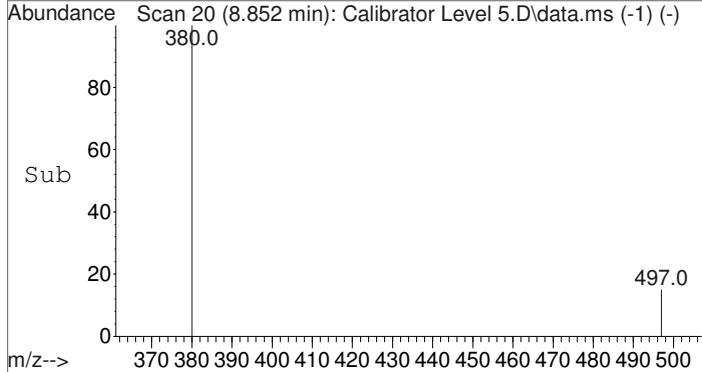
Quant Time: Mar 30 14:39:11 2015
Quant Method : C:\gcms\1\methods\Cann11-10-2010.M
Quant Title : Analytical Method 3.10.1: Blood Carboxy-THC
QLast Update : Mon Mar 30 14:38:34 2015
Response via : Initial Calibration





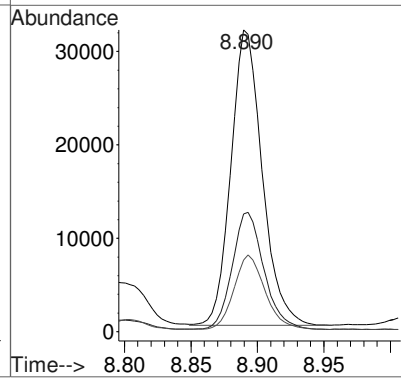

#1
 Carboxy-THC-D9-TMS
 Concen: 25.00 ng/mL
 RT: 8.852 min Scan# 20
 Delta R.T. -0.003 min
 Lab File: Calibrator Level 5.D
 Acq: 26 Mar 2015 20:03

Tgt Ion	Ratio	Resp	Lower	Upper
380	100	25904		
482	10.9	8.6	13.0	
497	21.7	17.4	26.0	

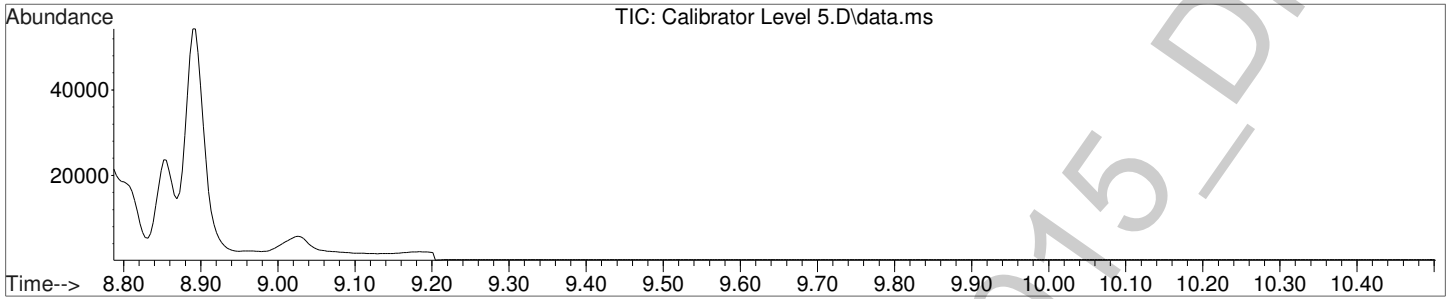


#2
 Carboxy-THC-TMS
 Concen: 48.37 ng/mL
 RT: 8.890 min Scan# 31
 Delta R.T. -0.003 min
 Lab File: Calibrator Level 5.D
 Acq: 26 Mar 2015 20:03

Tgt Ion	Ratio	Resp	Lower	Upper
371	100	51727		
473	40.0	33.8	50.6	
488	24.9	20.3	30.5	

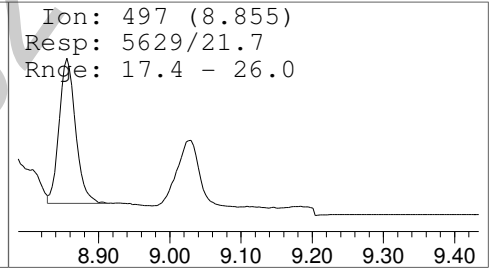
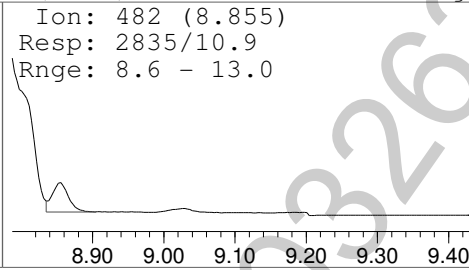
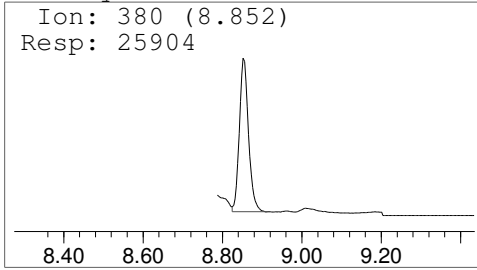


Data Path : C:\gcms\1\data\Blood\032615MJ\
 Data File : Calibrator Level 5.D
 Acq On : 26 Mar 2015 20:03
 Operator : Pocatello Laboratory
 Sample : Calibrator Level 5: 50 ng/mL
 Misc : Analytical Method 3.10.1
 ALS Vial : 6 Sample Multiplier: 1



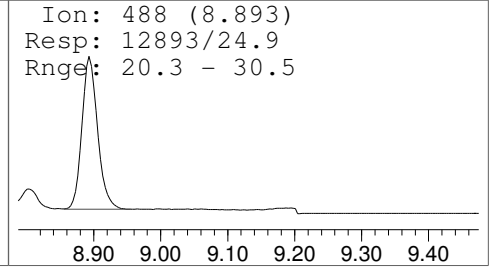
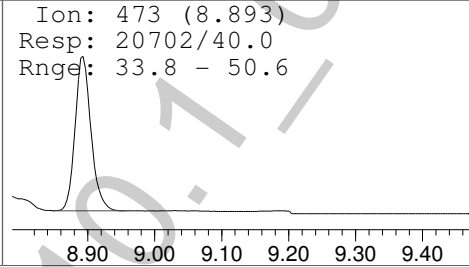
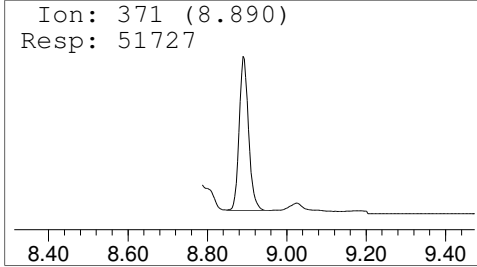
Carboxy-THC-D9-TMS

(ISTD) Amount: 25.00 ng/mL



Carboxy-THC-TMS

Amount: 48.37 ng/mL



Data Path : C:\gcms\1\data\Blood\032615MJ\
 Data File : Calibrator Level 6.D
 Acq On : 26 Mar 2015 20:18
 Operator : Pocatello Laboratory
 Sample : Calibrator Level 6: 100 ng/mL
 Misc : Analytical Method 3.10.1
 ALS Vial : 7 Sample Multiplier: 1

Quant Time: Mar 30 14:39:19 2015
 Quant Method : C:\gcms\1\methods\Cann11-10-2010.M
 Quant Title : Analytical Method 3.10.1: Blood Carboxy-THC
 QLast Update : Mon Mar 30 14:38:34 2015
 Response via : Initial Calibration


Compound	R.T.	QIon	Response	Conc	Units	Dev(Min)
Internal Standards						
1) Carboxy-THC-D9-TMS	8.855	380	24588	25.00	ng/mL	0.00
Target Compounds						
2) Carboxy-THC-TMS	8.893	371	102425	100.75	ng/mL	Qvalue 97

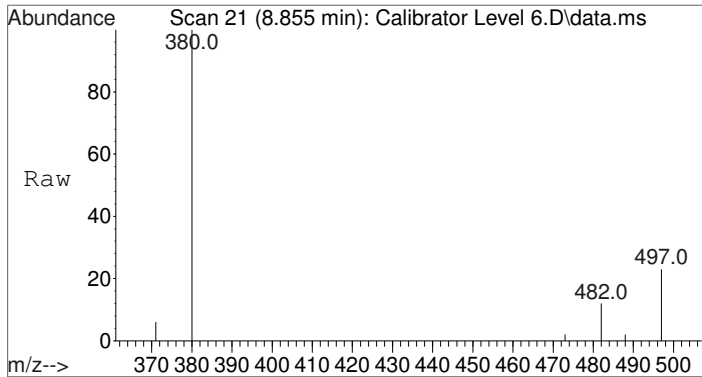
(#) = qualifier out of range (m) = manual integration (+) = signals summed



Data Path : C:\gcms\1\data\Blood\032615MJ\
Data File : Calibrator Level 6.D
Acq On : 26 Mar 2015 20:18
Operator : Pocatello Laboratory
Sample : Calibrator Level 6: 100 ng/mL
Misc : Analytical Method 3.10.1
ALS Vial : 7 Sample Multiplier: 1

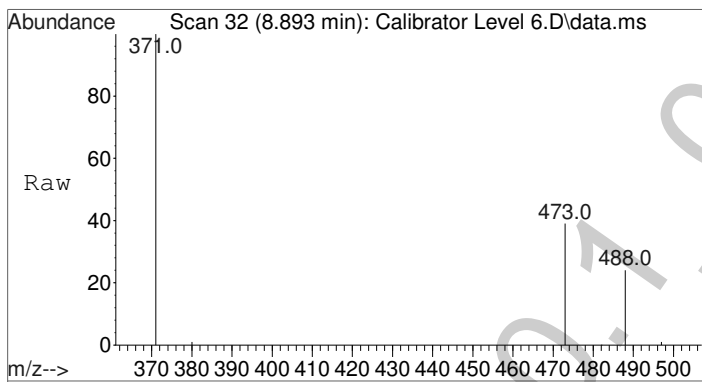
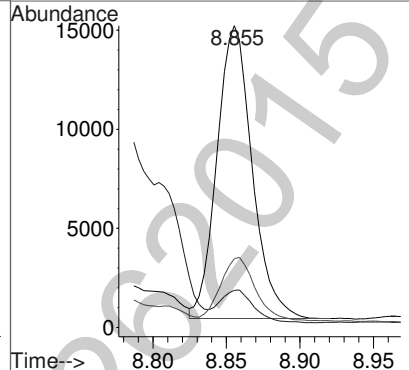
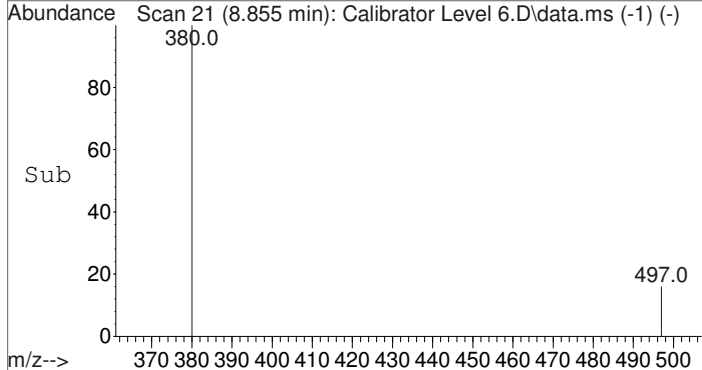
Quant Time: Mar 30 14:39:19 2015
Quant Method : C:\gcms\1\methods\Cann11-10-2010.M
Quant Title : Analytical Method 3.10.1: Blood Carboxy-THC
QLast Update : Mon Mar 30 14:38:34 2015
Response via : Initial Calibration





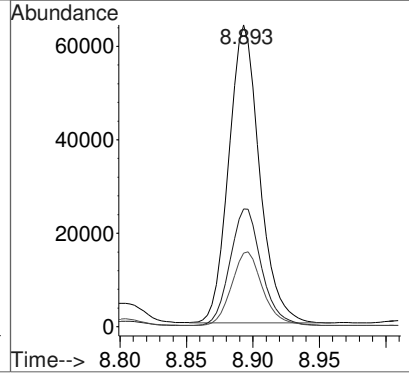

#1
Carboxy-THC-D9-TMS
Concen: 25.00 ng/mL
RT: 8.855 min Scan# 21
Delta R.T. 0.000 min
Lab File: Calibrator Level 6.D
Acq: 26 Mar 2015 20:18

Tgt Ion	Resp	Lower	Upper
380	24588		
482	10.5	8.6	13.0
497	21.3	17.4	26.0

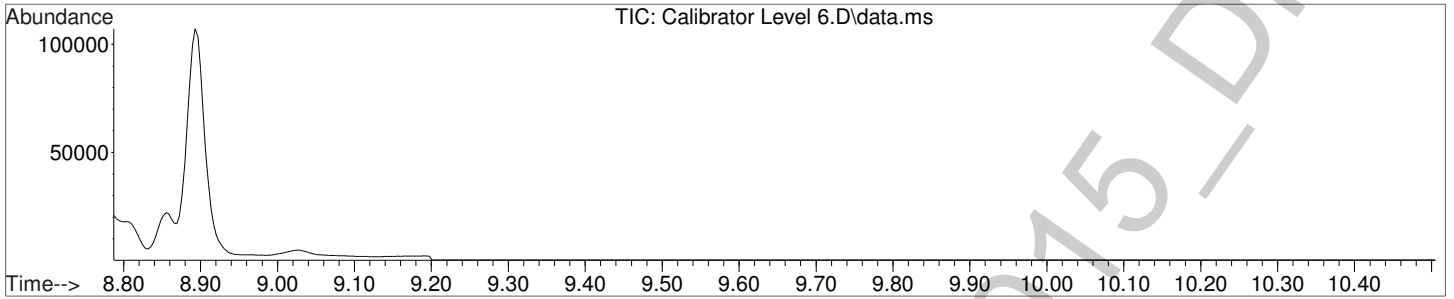


#2
Carboxy-THC-TMS
Concen: 100.75 ng/mL
RT: 8.893 min Scan# 32
Delta R.T. 0.000 min
Lab File: Calibrator Level 6.D
Acq: 26 Mar 2015 20:18

Tgt Ion	Resp	Lower	Upper
371	102425		
473	39.8	33.8	50.6
488	24.8	20.3	30.5

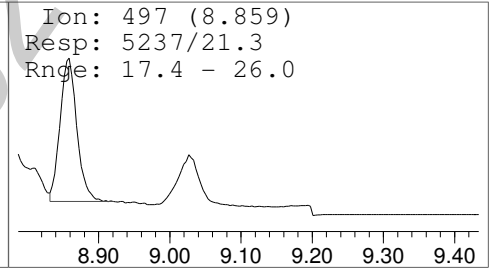
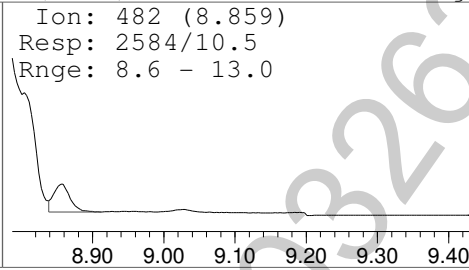
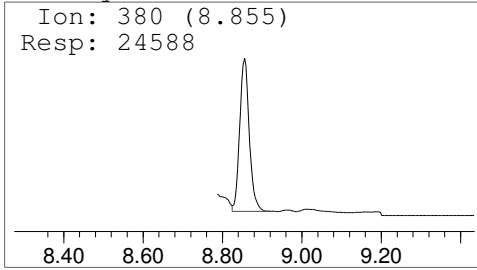


Data Path : C:\gcms\1\data\Blood\032615MJ\
Data File : Calibrator Level 6.D
Acq On : 26 Mar 2015 20:18
Operator : Pocatello Laboratory
Sample : Calibrator Level 6: 100 ng/mL
Misc : Analytical Method 3.10.1
ALS Vial : 7 Sample Multiplier: 1



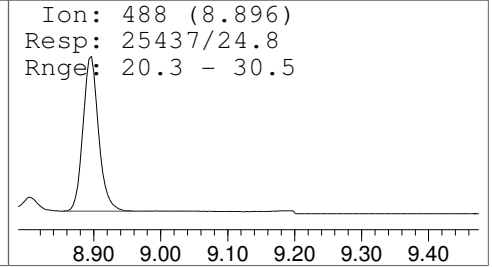
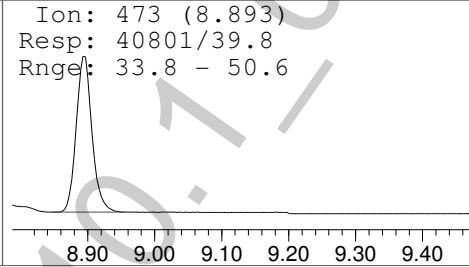
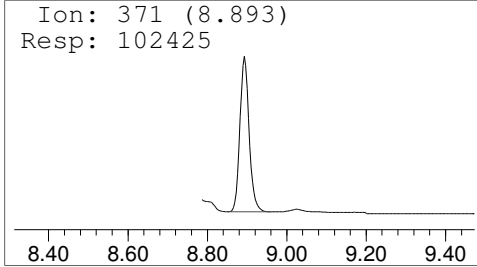
Carboxy-THC-D9-TMS

(ISTD) Amount: 25.00 ng/mL

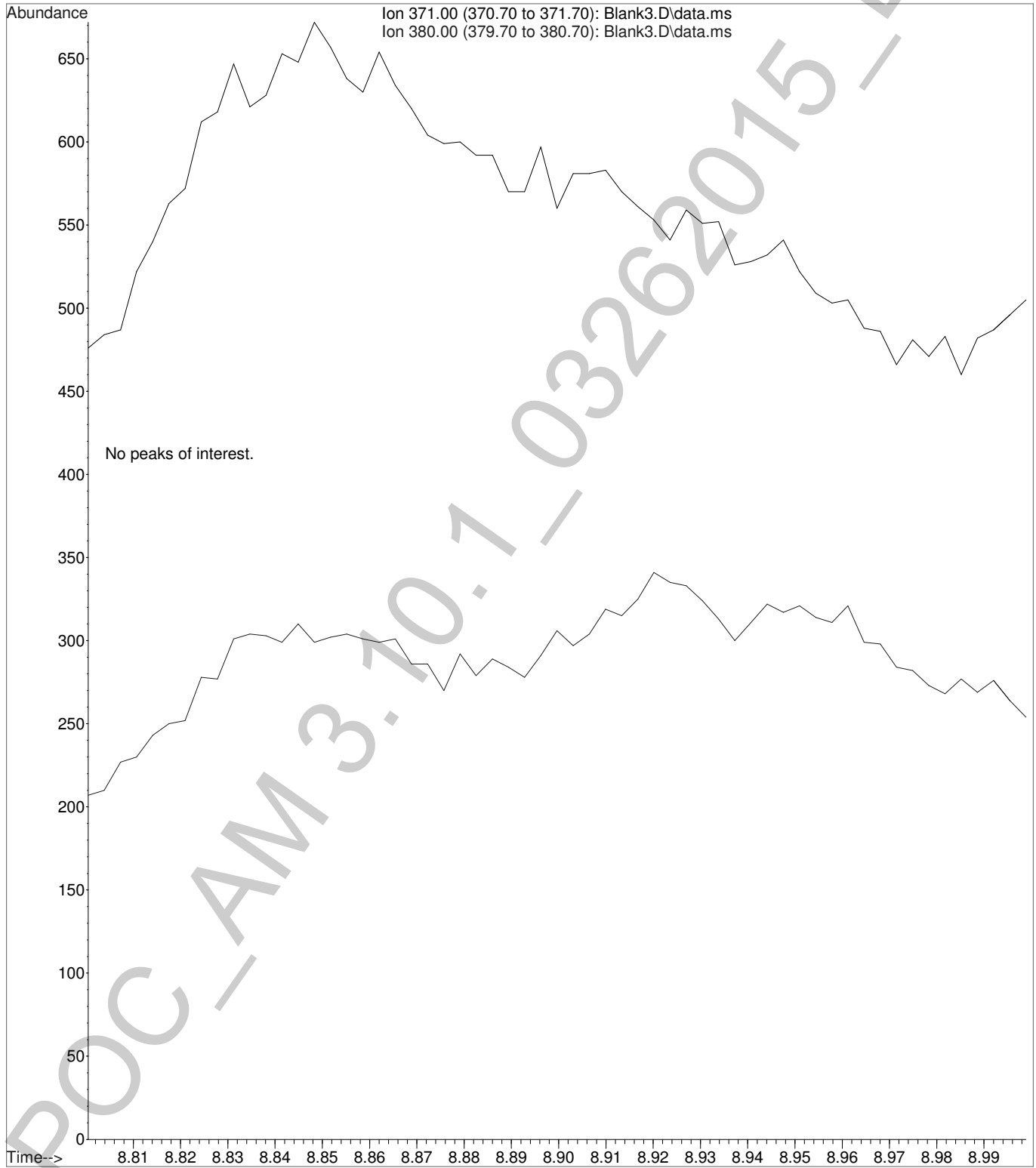


Carboxy-THC-TMS

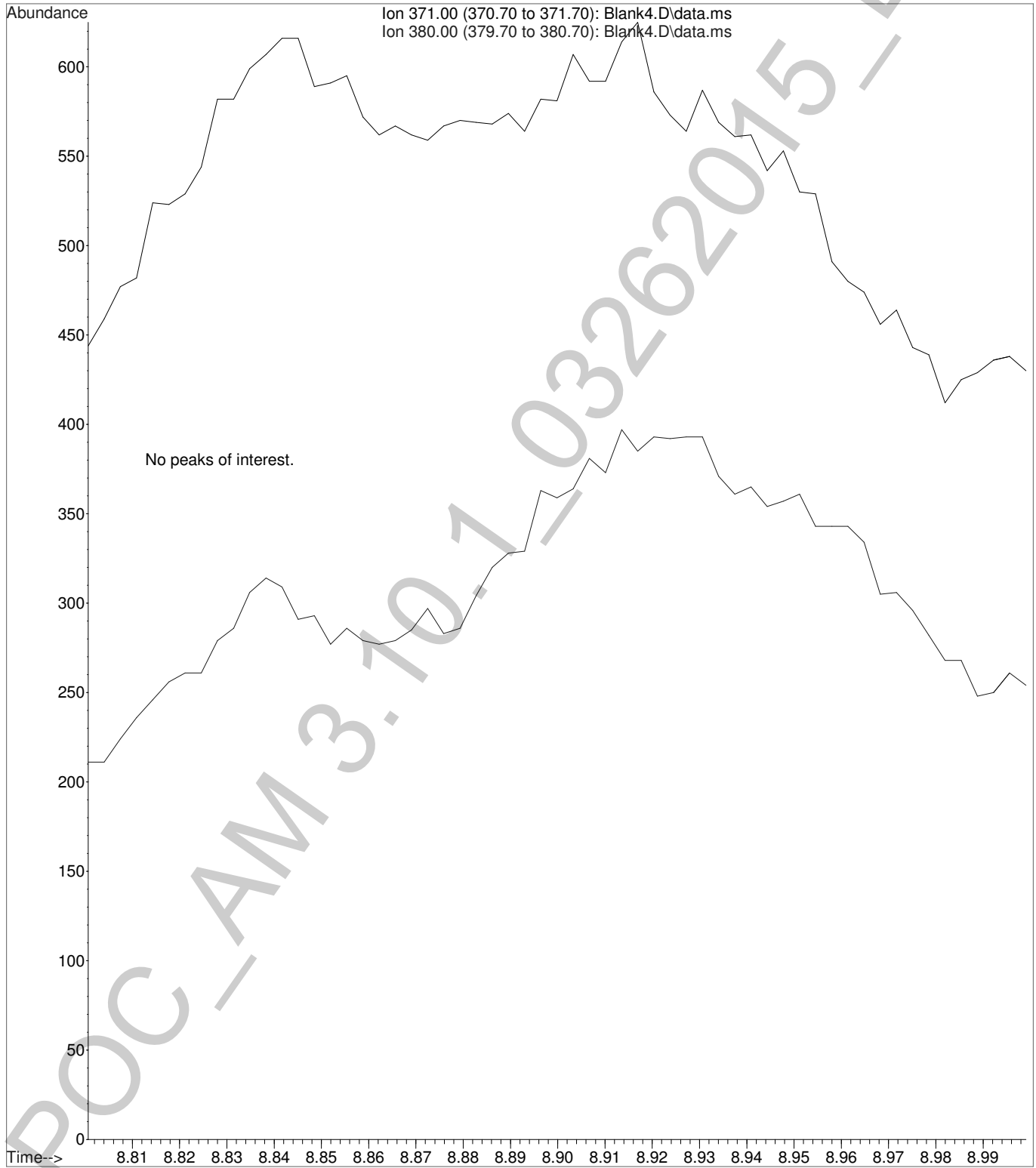
Amount: 100.75 ng/mL



File :C:\gcms\1\data\Blood\032615MJ\Blank3.D
Operator : Pocatello Laboratory
Acquired : 26 Mar 2015 20:33 using AcqMethod CANN-11-10-2010.M
Instrument : Bones
Sample Name: Blank
Misc Info : CHCl3
Vial Number: 97



File :C:\gcms\1\data\Blood\032615MJ\Blank4.D
Operator : Pocatello Laboratory
Acquired : 26 Mar 2015 21:48 using AcqMethod CANN-11-10-2010.M
Instrument : Bones
Sample Name: Blank
Misc Info : CHCl3
Vial Number: 98



Data Path : C:\gcms\1\data\Blood\032615MJ\
 Data File : Low Control-1.D
 Acq On : 26 Mar 2015 22:03
 Operator : Pocatello Laboratory
 Sample : Low Control: 6 ng/mL
 Misc : Analytical Method 3.10.1
 ALS Vial : 8 Sample Multiplier: 1



Quant Time: Mar 30 14:39:34 2015
 Quant Method : C:\gcms\1\methods\Cann11-10-2010.M
 Quant Title : Analytical Method 3.10.1: Blood Carboxy-THC
 QLast Update : Mon Mar 30 14:38:34 2015
 Response via : Initial Calibration


Compound	R.T.	QIon	Response	Conc	Units	Dev(Min)
Internal Standards						
1) Carboxy-THC-D9-TMS	8.852	380	28059	25.00	ng/mL	0.00
Target Compounds						
2) Carboxy-THC-TMS	8.889	371	7076	6.24	ng/mL	Qvalue 99

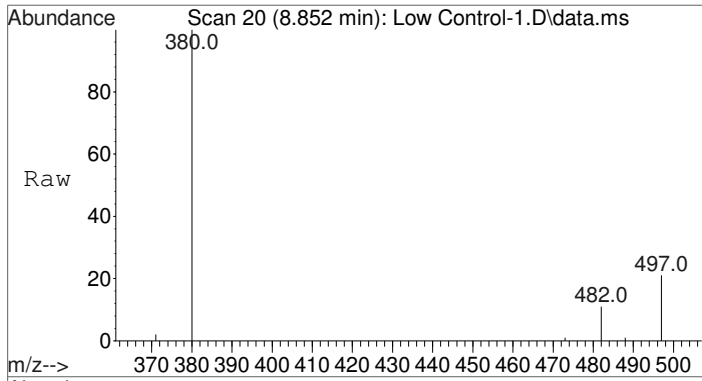
(#) = qualifier out of range (m) = manual integration (+) = signals summed

POC-AM 3.10.1_03262015-DND

Data Path : C:\gcms\1\data\Blood\032615MJ\
Data File : Low Control-1.D
Acq On : 26 Mar 2015 22:03
Operator : Pocatello Laboratory
Sample : Low Control: 6 ng/mL
Misc : Analytical Method 3.10.1
ALS Vial : 8 Sample Multiplier: 1

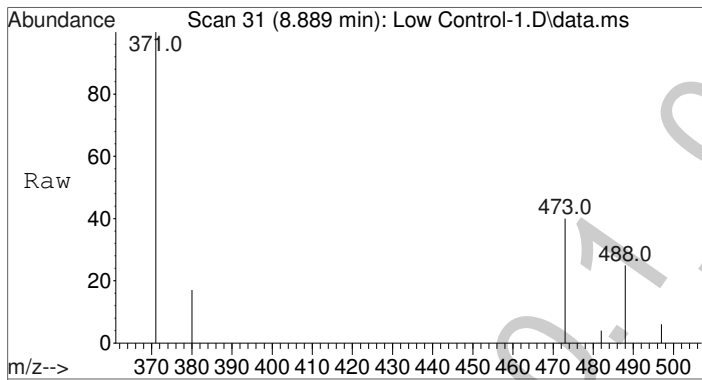
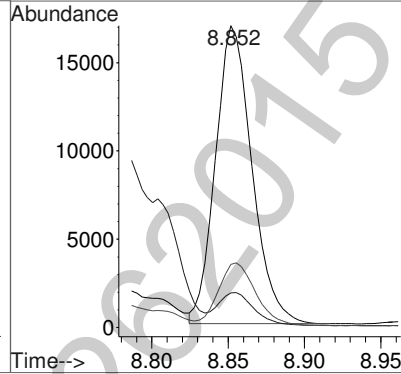
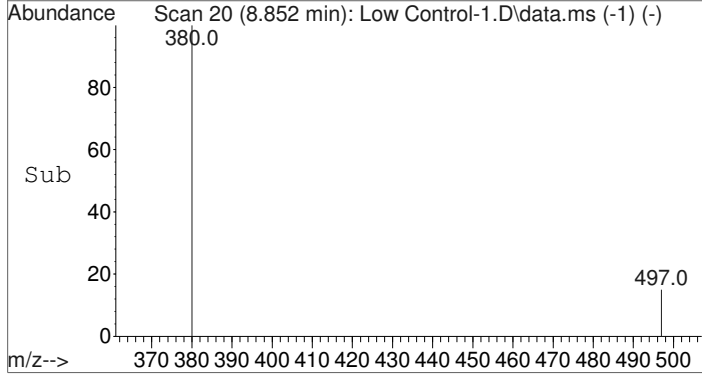
Quant Time: Mar 30 14:39:34 2015
Quant Method : C:\gcms\1\methods\Cann11-10-2010.M
Quant Title : Analytical Method 3.10.1: Blood Carboxy-THC
QLast Update : Mon Mar 30 14:38:34 2015
Response via : Initial Calibration





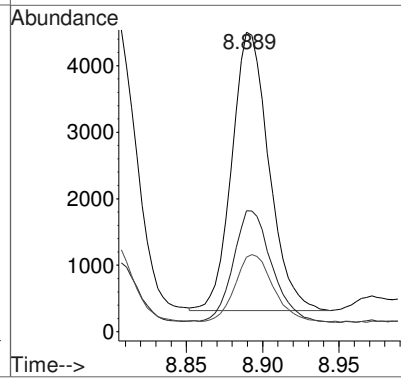
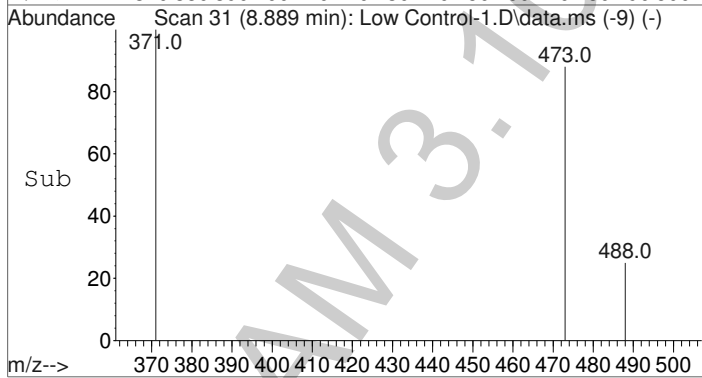
#1
 Carboxy-THC-D9-TMS
 Concen: 25.00 ng/mL
 RT: 8.852 min Scan# 20
 Delta R.T. -0.003 min
 Lab File: Low Control-1.D
 Acq: 26 Mar 2015 22:03

Tgt Ion	Ratio	Resp	Lower	Upper
380	100	28059		
482	11.1	8.6	13.0	
497	21.7	17.4	26.0	

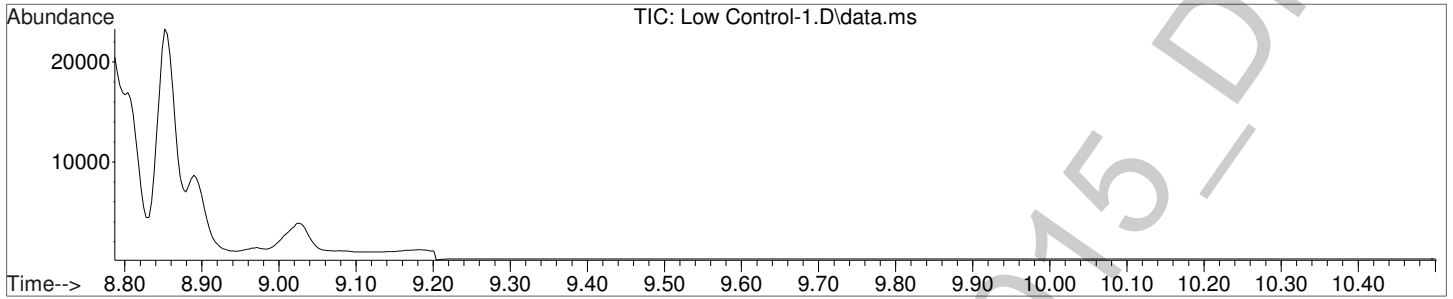


#2
 Carboxy-THC-TMS
 Concen: 6.24 ng/mL
 RT: 8.889 min Scan# 31
 Delta R.T. -0.004 min
 Lab File: Low Control-1.D
 Acq: 26 Mar 2015 22:03

Tgt Ion	Ratio	Resp	Lower	Upper
371	100	7076		
473	41.8	33.8	50.6	
488	24.8	20.3	30.5	

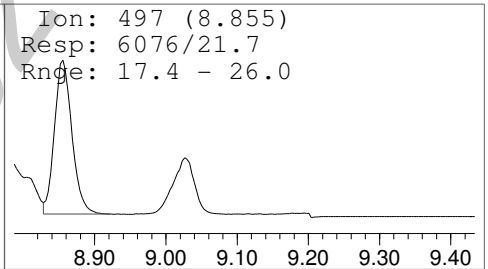
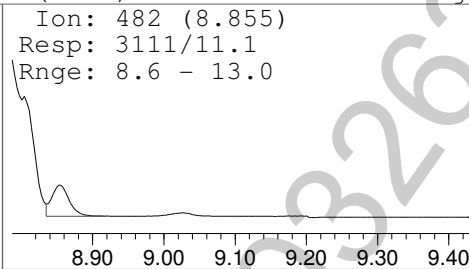
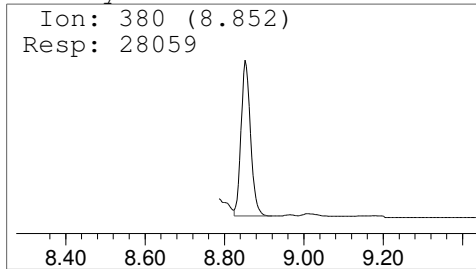


Data Path : C:\gcms\1\data\Blood\032615MJ\
 Data File : Low Control-1.D
 Acq On : 26 Mar 2015 22:03
 Operator : Pocatello Laboratory
 Sample : Low Control: 6 ng/mL
 Misc : Analytical Method 3.10.1
 ALS Vial : 8 Sample Multiplier: 1



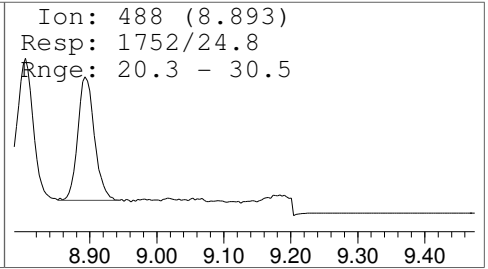
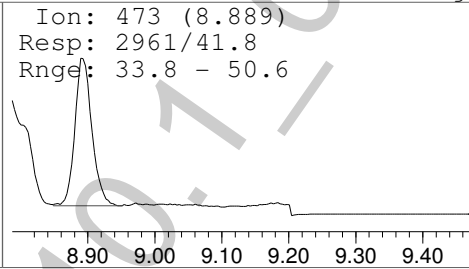
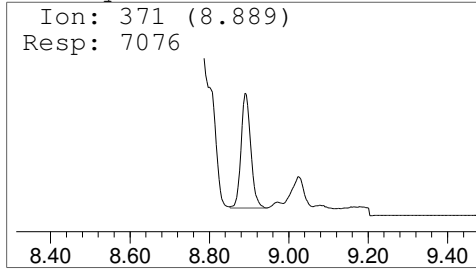
Carboxy-THC-D9-TMS

(ISTD) Amount: 25.00 ng/mL

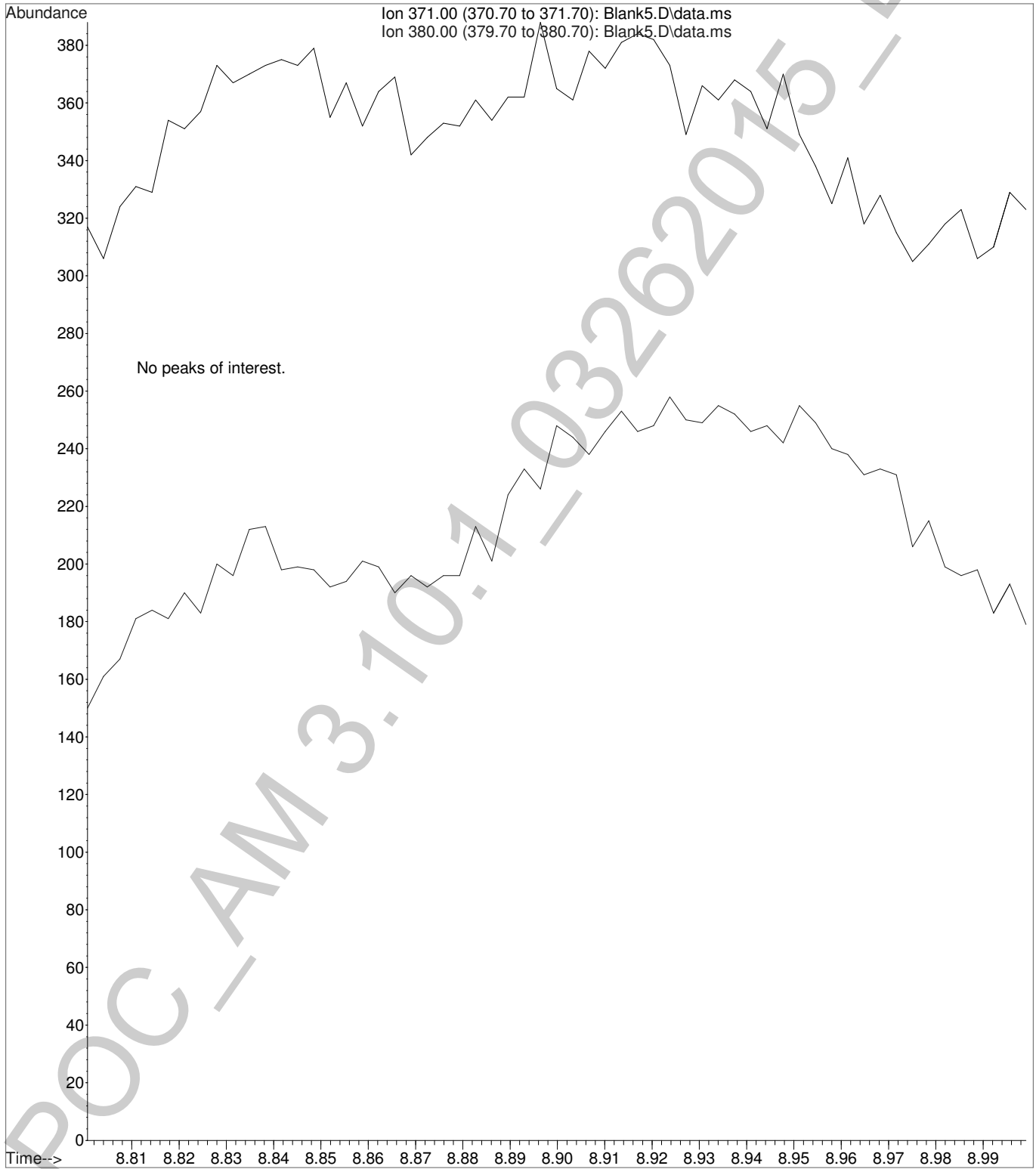


Carboxy-THC-TMS

Amount: 6.24 ng/mL



File :C:\gcms\1\data\Blood\032615MJ\Blank5.D
Operator : Pocatello Laboratory
Acquired : 26 Mar 2015 23:48 using AcqMethod CANN-11-10-2010.M
Instrument : Bones
Sample Name: Blank
Misc Info : CHCl3
Vial Number: 98



Data Path : C:\gcms\1\data\Blood\032615MJ\
 Data File : High Control-1.D
 Acq On : 27 Mar 2015 00:03
 Operator : Pocatello Laboratory
 Sample : High Control: 60 ng/mL
 Misc : Analytical Method 3.10.1
 ALS Vial : 9 Sample Multiplier: 1

Quant Time: Mar 30 14:39:27 2015
 Quant Method : C:\gcms\1\methods\Cann11-10-2010.M
 Quant Title : Analytical Method 3.10.1: Blood Carboxy-THC
 QLast Update : Mon Mar 30 14:38:34 2015
 Response via : Initial Calibration


Compound	R.T.	QIon	Response	Conc	Units	Dev(Min)
Internal Standards						
1) Carboxy-THC-D9-TMS	8.852	380	27311	25.00	ng/mL	0.00
Target Compounds						
2) Carboxy-THC-TMS	8.889	371	70139	62.17	ng/mL	Qvalue 96

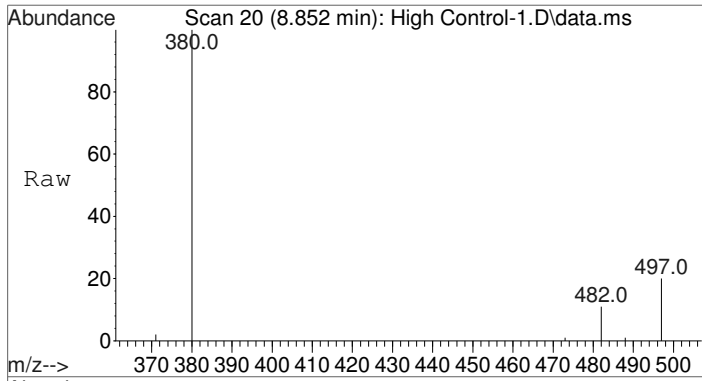
(#) = qualifier out of range (m) = manual integration (+) = signals summed



Data Path : C:\gcms\1\data\Blood\032615MJ\
Data File : High Control-1.D
Acq On : 27 Mar 2015 00:03
Operator : Pocatello Laboratory
Sample : High Control: 60 ng/mL
Misc : Analytical Method 3.10.1
ALS Vial : 9 Sample Multiplier: 1

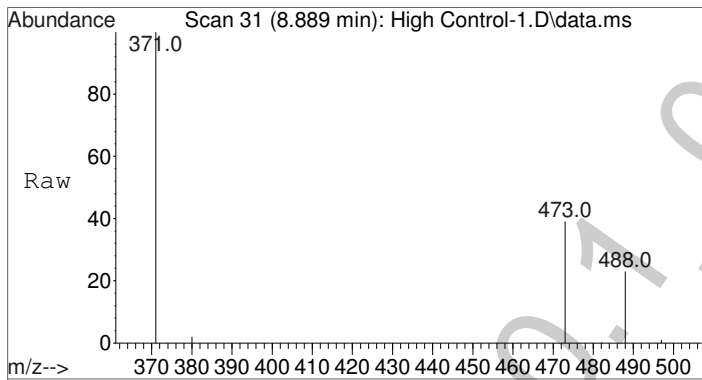
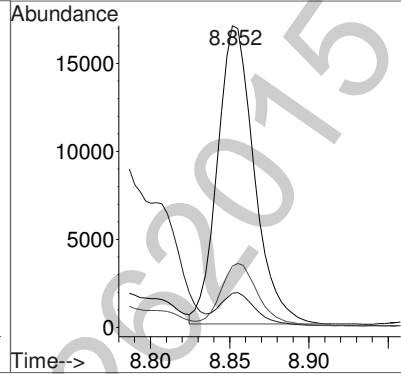
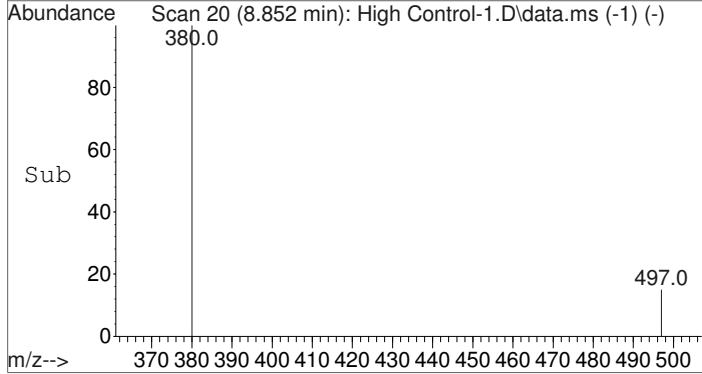
Quant Time: Mar 30 14:39:27 2015
Quant Method : C:\gcms\1\methods\Cann11-10-2010.M
Quant Title : Analytical Method 3.10.1: Blood Carboxy-THC
QLast Update : Mon Mar 30 14:38:34 2015
Response via : Initial Calibration





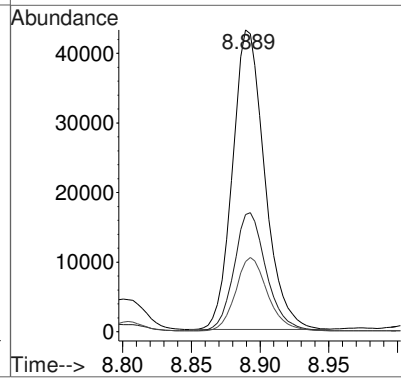
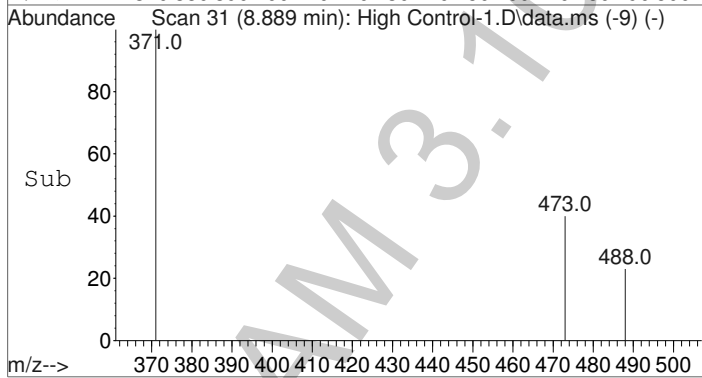
#1
Carboxy-THC-D9-TMS
Concen: 25.00 ng/mL
RT: 8.852 min Scan# 20
Delta R.T. -0.003 min
Lab File: High Control-1.D
Acq: 27 Mar 2015 00:03

Tgt Ion	Ratio	Resp	Lower	Upper
380	100	27311		
482	11.0	8.6	13.0	
497	21.2	17.4	26.0	

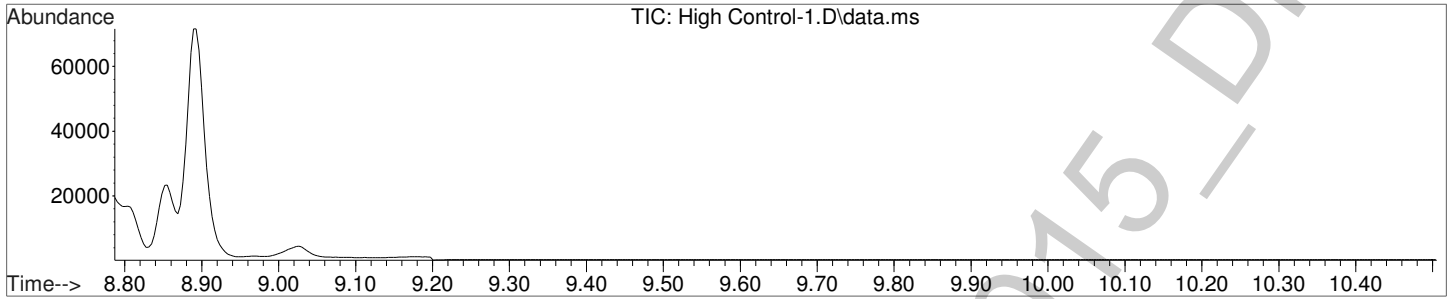


#2
Carboxy-THC-TMS
Concen: 62.17 ng/mL
RT: 8.889 min Scan# 31
Delta R.T. -0.004 min
Lab File: High Control-1.D
Acq: 27 Mar 2015 00:03

Tgt Ion	Ratio	Resp	Lower	Upper
371	100	70139		
473	39.5	33.8	50.6	
488	24.2	20.3	30.5	

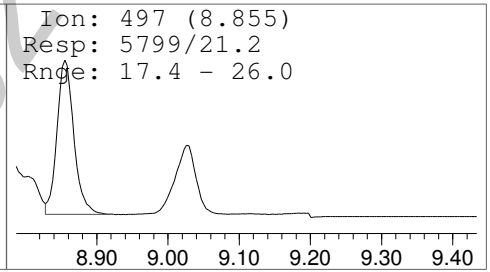
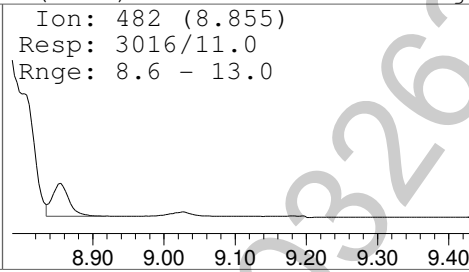
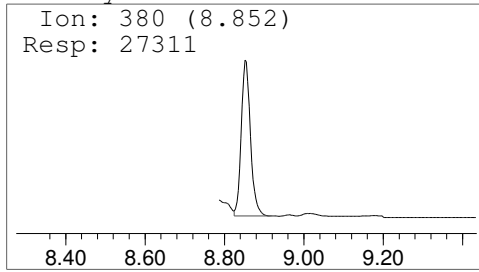


Data Path : C:\gcms\1\data\Blood\032615MJ\
 Data File : High Control-1.D
 Acq On : 27 Mar 2015 00:03
 Operator : Pocatello Laboratory
 Sample : High Control: 60 ng/mL
 Misc : Analytical Method 3.10.1
 ALS Vial : 9 Sample Multiplier: 1



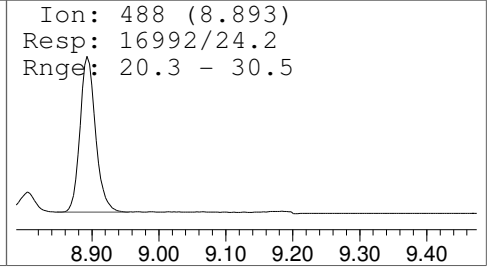
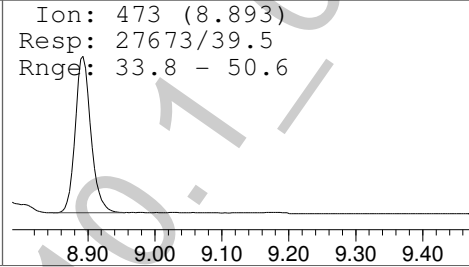
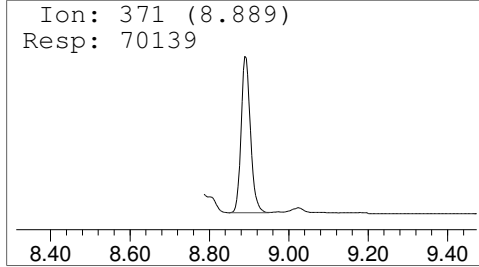
Carboxy-THC-D9-TMS

(ISTD) Amount: 25.00 ng/mL



Carboxy-THC-TMS

Amount: 62.17 ng/mL



File :C:\gcms\1\data\Blood\032615MJ\Blank6.D
Operator : Pocatello Laboratory
Acquired : 27 Mar 2015 1:19 using AcqMethod CANN-11-10-2010.M
Instrument : Bones
Sample Name: Blank
Misc Info : CHCl3
Vial Number: 80

